

LEISTER

PROCESS HEAT

Swiss
made



2017/18

General Catalog | US-Edition

Process Heat

Intelligent and efficient
hot-air solutions.

www.leister.com

We know how.



Leister Technologies AG, Corporate Center, Kaegiswil, Switzerland



Leister Technologies AG, factory, Sarnen, Switzerland



Leister Technologies AG, factory, Kaegiswil, Switzerland



Leister Technologies Ltd.
Shanghai, China



Leister Technologies GmbH
Hagen, Germany



Leister Technologies Benelux B.V.
Houten, Holland



Leister Technologies Italia S.r.l.
Milan, Italy



Leister Technologies LLC
Itasca, USA



Leister Technologies KK
Yokohama, Japan



Leister Technologies India Pvt. Ltd.
Chennai, India

Leister delivers performance.

For over 65 years, Leister has been the worldwide leader in the field of plastic welding and industrial hot-air applications. In addition, we also offer innovative and effective lasersystems and microsystems. Leister is proud to develop and produce all products in Switzerland – so you can always rely on the proverbial Swiss made quality.

Over 98 percent of our products are exported. With an established network of 130 sales and service centers all over the globe, you will find a Leister partner guaranteed. We are local worldwide.

LEISTER**PLASTIC WELDING**


For decades now, Leister has been the worldwide market leader. The performance and reliability of our products makes Leister the first choice. Our tools are used in roofing, billboards, tarpaulins, civil engineering, tunneling, landfills, flooring, plastic fabrication, and shrinking to name a few.

**LEISTER****PROCESS HEAT**

Hot-air is increasingly deployed in industrial processes. Typical applications include activating, heating, curing, melting, shrinking, welding, sterilizing, drying and warming to name a few. Leister customers profit from our extensive engineering knowledge and benefit from our recommendations during the conceptual design of hot-air applications.

**LEISTER****LASER PLASTIC WELDING**

Leister's innovative and patented laser bonding solutions provide alternative production processes in automotive, medical, sensor, electronics and textile manufacturing as well as microsystems technology. Our clean, precise and non-invasive laser technology can also be applied to process heat applications.



Hot air for industrial processes

Wherever you need heat, Leister Technologies AG provides high quality hot-air blowers, air heaters and blowers. Additionally, a wide range of accessories facilitate integration of the equipment into production processes. There is a wide range of applications – Leister offers the appropriate solution.

Research and development

With years of experience in plastic processing and industrial processes we are the ideal partner to work your application. We take pride in consistently developing new and innovative products as well as continually improving existing products. We strive to provide our customers with outstanding quality, reliability, performance and cost-efficient products.

Quality management

As an innovator, Leister commits to transparent and consistent quality management. Leister Technologies AG is certified to comply with the ISO 9001 quality standards. All processes are regularly audited and improved to comply with all quality-relevant criteria; therefore, our products enjoy a reputation of providing reliable service after years of use – even under adverse conditions!

Testing and certification

Our products are designed and developed to comply with nationally and internationally recognized standards. These include both product-specific standards—such as ISO, IEC, EN or UL standards—as well as application-specific standards. For our client's protection, tests are carried out by accredited and independent test institutes. The products are then certified and qualified to carry the conformity marking.

Application and laboratory testing

Our team of experts will assist you in choosing the right equipment for your application process. Running a series of tests on your applications will help optimize processes. Leister's internal applications laboratory allows for comprehensive testing of all manufactured tools and equipment. This testing provides accurate process analysis and documentation to our customers.

More than 130 Sales and Service Centers in over 100 countries

We believe that the basis for customer satisfaction lies within the quality of our products and the smooth operation of our global service network. A close network of more than 130 sales and service centers in more than 100 countries ensures competent and responsive service. Distributors and their staff are trained and certified by Leister on a regular basis; therefore, Leister know-how is locally available to you at all times.





Leister hot-air technology: Proven thousands of times.

- heating
- shrinking
- welding
- activating or detaching
- igniting and burning

- removing
- separating or fusing
- pasteurizing and sterilizing
- smoothing and shining
- accelerating

- dissolving
- connecting
- simulating
- de-icing
- inspecting

Food industry: To ensure that candy looks as good as it tastes, it is smoothed after production using precisely controlled hot air from Leister.



Paper industry: Freshly printed paper—from simple labels to banknotes—is often dried with hot air after printing to ensure high print quality while enabling faster processing speeds.



Automotive industry: To permanently attach interior panels and plastic trim, plastic rivets have to be heated and the rivet heads formed with cold dies. Using several Leister LE MINIs, the individual rivets can be heated simultaneously with pinpoint precision.



Brewing and beverage industry: Shrinkable plastics are increasingly replacing metal caps. A Leister HOTWIND or an LHS series air heater with the appropriate blower supplies the reflector with hot air.



Cosmetics: Hot air is used in several stages during the production of lipstick. For example, to give the lipstick a glossy finish. Afterwards, a plastic film is shrunk onto the product using hot-air during packaging.

Logistics: To ensure the pallets' load doesn't separate or spill, a PE shrink film cover is placed over it and shrunk using a Leister hot-air blower.



Food industry: Thanks to Leister, the PE-coated milk carton can be dried, sterilized and welded.



Food industry: Coffee is roasted with hot air from Leister. To ensure high quality roasting, the temperature is precisely controlled.



Why do our customers trust Leister?

Leister hot-air systems are deployed in countless industrial production processes. There is hardly an industry which does not profit from the diverse advantages – whether through cost-effectiveness or because many processes simply become more efficient with hot air.

Know-how

Decades of experience in plastics processing and in industrial processes make us the ideal hot-air technology partner.

Consulting

As the worldwide market leader with our network of more than 130 sales and service centers in more than 100 countries — we are always local and can provide assistance at your location.

Extensive Leister product range

Every hot-air application in all industrial processes can be matched with products from Leister.

Our extensive product range includes:

- Innovative, system-compatible air heaters
- Powerful, robust blowers
- Compact, flexible hot-air blowers
- Comprehensive range of accessories

Customized solutions

Along with our broad product range, we also offer products developed according to your individual specifications.

Development

We constantly develop and optimize our products. Our customers benefit from continuous improvement, high quality, reliability, performance and cost-effectiveness.

Application laboratory

Our application laboratory is equipped with the most up-to-date measuring equipment and therefore extremely well-suited for simulating applications and processes. With this service, we support you in finding a fast and efficient solution.

Independent safety testing

Independent testing is yet another feature Leister offers to ensure top quality and safety of our products. All Leister air heaters and hot-air blowers are tested by the independent test center “Electrosuisse.”

Combination options with air heaters, blowers and temperature regulators.





LEISTER
made in Switzerland

LHS SYSTEM 21S

230V~	50/60Hz
8.5A	2000W
Serial no	1004215461
Article no	139.910

CE

Hot-Air Blowers

10 – 21



Hot-Air Blowers

Air Heaters
Controllers

22 – 49

50 – 51



Air Heaters
Controllers

Blowers
Accessories
Frequency Converters

52 – 59

60 – 61

62



Blowers
Frequency Converters

Conversion Table
Useful Formulas

63

64 – 65

$$V = R * I$$

$$P = V * I$$

$$I = \frac{P}{V}$$

Useful Formulas





Hot-Air Blowers

MISTRAL	12 / 13
HOTWIND PREMIUM / HOTWIND SYSTEM	14 / 15
MISTRAL Accessories	16
HOTWIND Accessories	17
VULCAN SYSTEM	18
VULCAN SYSTEM Accessories	19
IGNITER BM4/BR4	20
IGNITER BM4/BR4 Accessories	21



The new MISTRAL: The incomparable hot-air blower.

Two model groups are available in this range – the MISTRAL 2, 4, and 6 PREMIUM, and the top-of-the-range MISTRAL 6 SYSTEM. All MISTRAL 6 devices are equipped with a maintenance-free brushless blower motor, making them perfectly-suited to continuous operation. The MISTRAL 6 SYSTEM can either be operated using its integrated controls or via an external system interface.

Hot-air blower







MISTRAL PREMIUM / SYSTEM

1		Maintenance-free Thanks to its brushless motor, the new MISTRAL [®] PREMIUM / SYSTEM is perfectly suited to continuous operation.
2 / 3		Innovative: Using the "e-drive" operating unit, the air volume and temperature for the MISTRAL SYSTEM can be adjusted to suit every application. Fully-integrated: Main switch with integrated push button function for programming (MISTRAL SYSTEM).
4		Multifaceted: Can be operated as a device with integrated control or via an external system interface for integration into a closed-loop system (MISTRAL SYSTEM).
5		Informed: Display with user status information and programming (MISTRAL SYSTEM).

	PREMIUM			SYSTEM
	2	4	6	6
Brushless blower motor			•	•
Brush motor with replacement carbon brushes		•		
Brush motor	•			
Integrated heating element and tool protection	•	•	•	•
Integrated code switch for potentiometer (internal / external)	•	•	•	
Infinitely adjustable heating capacity and air volume with the "e-drive"				•
Automatic cool-down function				•
Remote control interface for temperature / air volume				•
Integrated temperature probe				•
Target / actual values display				•



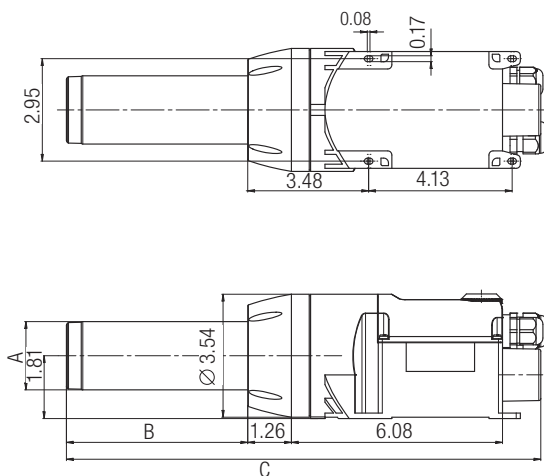
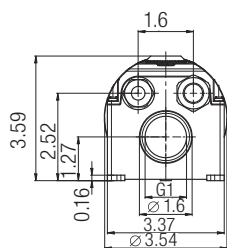
MISTRAL SYSTEM

6		Innovative design: Special baffle for an even airflow distribution and an optimized, aerodynamic airflow velocity.
7		Integrated: Thermal probe in the MISTRAL SYSTEM for enhanced precision.
8		Quick to connect: Thanks to the integrated air hose connection adapter, with its internal 1-inch thread, an additional adapter is not required.
9		Convenient: State-of-the-art industrial design featuring convenient mounting tabs.
10		Automatic cooling: The MISTRAL SYSTEM is equipped with an automatic cool-down function. In the MISTRAL PREMIUM, the blower and heater can be controlled separately.
11		Easy to switch: The MISTRAL PREMIUM can be switched from an internal to an external potentiometer (optional). As a result, the temperature can even be controlled from the outside.

Hot-air blower

MISTRAL PREMIUM / SYSTEM**MISTRAL PREMIUM****Installation dimensions in inches**

	A	B	C
230V / 2300W 100V / 1500W	Ø 1.44	4.2	12.64
230V / 4500W	Ø 1.97	5.41	13.86
230V / 3400W 120V / 2400W 200V / 3000W	Ø 1.97	4.24	12.69

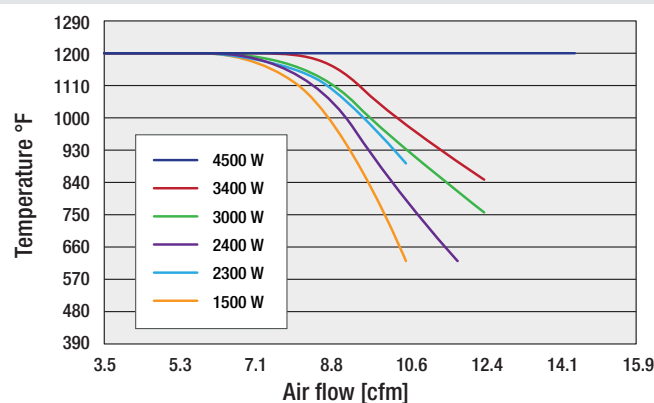


Technical data		MISTRAL 2 / 4 / 6 PREMIUM					
Model		2	4	6	6	6	6
Voltage	V~	230	120	120	230	230	230
Power	W	3400	2400	2400	2300	3400	4500
Temperature open	°F	968	914	806	832	950	1200
Max. air volume (68 °F)	cfm	12.4	10.6	12.4	10.6	12.4	14.1
Pressure	psi	0.5	0.5	0.36	0.36	0.36	0.44
Weight	lbs	3.1	3.1	3.1	3.1	3.1	3.1
Ø	inches	1.97	1.97	1.97	1.44	1.97	1.97
Article no. MISTRAL 2, 4, 6 PREMIUM		147.963	147.964	147.965	148.006	147.966	147.967

Model		MISTRAL 6 SYSTEM					
Voltage	V~	100	120	200	230	230	230
Power	W	1500	2400	3000	2300	3400	4500
Temperature open	°F	1200	1200	1200	1200	1200	1200
Air volume (68 °F)	min.	3.53	3.53	3.53	3.53	3.53	3.53
	max.	10.6	12.4	12.4	10.6	12.4	14.1
Pressure	psi	0.5	0.5	0.5	0.5	0.5	0.5
Weight	lbs	2.6	3.1	3.1	2.6	3.1	3.1
Ø	inches	1.5	1.97	1.97	1.5	1.97	1.97
Article no. MISTRAL 6 SYSTEM		147.972	147.969	147.973	147.975	146.701	147.968

Frequency	Hz	50 / 60
Emission levels	dB (A)	65
Dimensions		see bottom left
Mark of conformity		CE
Protection class II		□
Approval mark		Ⓢ

We reserve the right to make technical changes. Power cord sold separately.



Accessories



HOTWIND PREMIUM / SYSTEM: The versatile hot-air blower.

Its brushless motor ensures that this hot-air blower has a long service life. The air volume can now be set up to 31.8 cfm via the potentiometer. The wide range of applications makes the new HOTWIND SYSTEM truly impressive: be it as a unit with integrated control, or as a unit for integration in a closed-loop control circuit using a system interface.

Hot-air blower

HOTWIND PREMIUM / SYSTEM






HOTWIND SYSTEM

1		Infinitely adjustable: Potentiometers for stepless adjustment of the heater and blower (PREMIUM and SYSTEM).
2		Remote controlled: Interface with alarm contact in the HOTWIND SYSTEM for controlling the air volume and heat output, using 4 – 20 [mA] or 0 – 10 [V] signal.
3		Integrated: Temperature probe in the HOTWIND SYSTEM for even greater precision.
4		User-friendly: Display on the HOTWIND SYSTEM provides the user with status information.
5		Cleverly combined: Main switch with integral function button for programming (SYSTEM).
6		Automatic cooling: HOTWIND PREMIUM and HOTWIND SYSTEM are equipped with an automatic cool-down function.

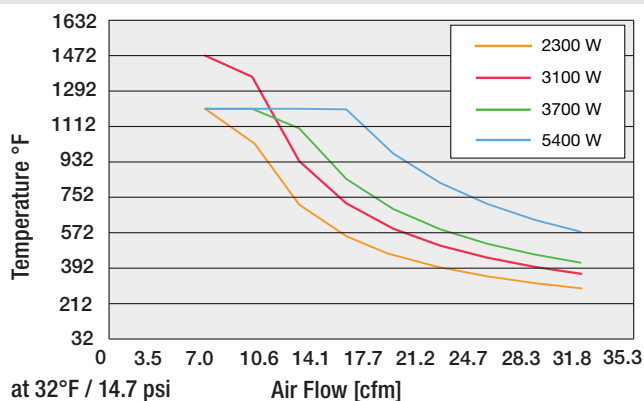
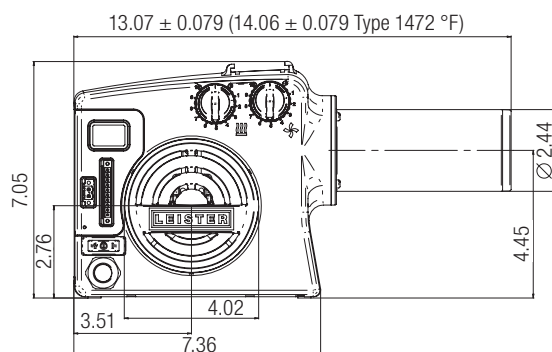
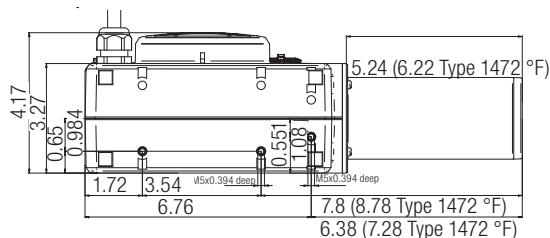
	PREMIUM	SYSTEM
Heat output and air volume steplessly adjustable with potentiometer	•	•
Integrated power electronics	•	•
Protection against heating element or device overheating	•	•
Brushless blower motor	•	•
Alarm output		•
Integrated temperature probe		•
Integrated temperature control		•
Remote control interface for temperature or power set point		•
Remote control interface for air volume adjustment		•
Display for showing the setpoint and actual values (°C or °F)		•

Hot-air blower

HOTWIND PREMIUM / SYSTEM**HOTWIND PREMIUM****Technical data HOTWIND PREMIUM / HOTWIND SYSTEM**

Voltage	V~	120	230	230	230	230	230	400
Power consumption	W	2300	2300	2300	3100	3680	3680	5400
Frequency	Hz	50 / 60						
Max. air outlet-temperature	°F	1202	1202	1202	1472	1202	1202	1202
Air flow (68 °F)	cfm.	7.1 – 31.8						
Static pressure	psi	0.12	0.15					
Noise emission	dB(A)	< 70						
Weight without cable	lbs	4.85			5.1	4.85		5.3
Dimensions		see below						
Conformity mark								
Protection class II								
Safety standard								
Without connecting plug		•		•			•	•
Connecting plug (Euro)			•		•	•		
Article No. HOTWIND PREMIUM		140.095	142.612	142.643	142.608	142.609	140.098	142.644
Article No. HOTWIND SYSTEM *		142.636	142.646	140.096		142.645	142.640	142.641

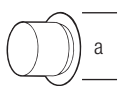
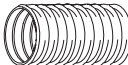




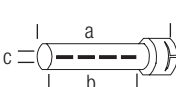

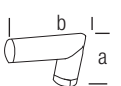

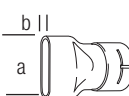


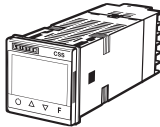
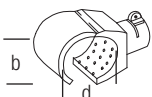

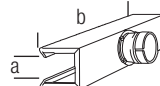
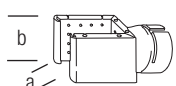
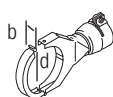
* Note: Interface with cover, connecting plug included.

Subject to change without notice.
Connection voltage non-switchable.**Installation dimensions in inches**

Accessories

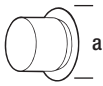

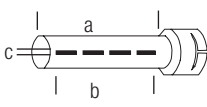
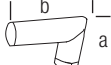

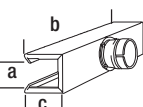
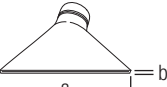
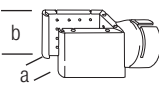
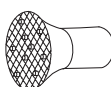



Accessories MISTRAL PREMIUM / SYSTEM (Ø 1.92 in)

	107.254 Flange connector, push-fit a = 2.44 in		107.286 PVC air hose Ø 1.5 in
	122.332 Nozzle adapter, push-fit from (a) Ø 1.97 in to (b) Ø 2.44 in 122.924 from (a) Ø 1.97 in to (b) Ø 1.46 in		107.287 Hose clip for Ø 1.5 - 2.36 in air hose
	107.255 Extension nozzle, push-fit (a × b) 6.29 × 1.44 in		106.127 Sieve reflector (Ø 1.99 in) Ø 2.56 in
	105.950 Tubular nozzle, push-fit (a × b × c) 18.1 × 11.8 × 0.08 in 107.257 23.2 × 16.5 × 0.07 in 105.955 32.9 × 26.0 × 0.04 in 105.952 35.4 × 31.5 × 0.04 in		153.245 Stainless steel filter kit (Ø 1.5 in), push-fit on air intake
	107.256 Angled nozzle, push-fit (a × b) shank length 3.94 × 6.3, Ø 1.92 in		106.956 Temperature probe with plug 3.3 ft cable
	105.961 Wide slot nozzle, push-fit (a × b) 1.77 × 0.47 in, length 13.8 in 107.258 2.76 × 0.39 in		Temperature probe extension cable with plug 106.958 6.56 ft 106.960 13.1 ft 106.962 32.8 ft
	106.057 Wide slot nozzle, push-fit (a × b) 3.94 × 0.16 in 106.060 5.91 × 0.24 in 107.270 5.91 × 0.47 in 106.061 11.8 × 0.24 in		123.039 CSS – Temperature controller (MISTRAL SYSTEM)
	107.331 Hinged reflector, push-fit (d × b) 2.76 × 2.76 in		148.812 External potentiometer box, analogue, 10 kΩ, with 9 ft signal cable (MISTRAL PREMIUM)
	107.340 Shell reflector, push-fit (a × b) 1.77 × 9.84 in		
	107.327 Sieve reflector, push-fit (a × b) 2.76 × 75 in 107.333 4.33 × 5.91 in		
	107.330 Hinged reflector, push-fit (d × b) 4.92 × 0.87 in		

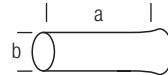
Accessories for Ø 1.44 inch can be found on page 40 (LHS 21 analog air heaters)

Accessories HOTWIND PREMIUM / SYSTEM (Ø 2.44 in)

	125.317 Flange connector, push-fit a = 3.54 in
	107.247 Extension nozzle, push-fit (a x b) 7.87 x 1.57 in
	Tubular nozzle, push-fit (a x b x c) 105.907 13.9 x 8.03 x 0.18 in 105.919 18.0 x 12.0 x 0.12 in 107.253 27.6 x 21.7 x 0.07 in 114.136 31.3 x 25.8 x 0.06 in 105.906 43.3 x 39.4 x 0.16 in
	107.265 Angled nozzle, push-fit (a x b) shank length 4.72 x 4.53, Ø 2.44 in
	107.245 Round nozzle, push-fit d = 1.57 in
	Shell reflector, push-fit (a x b x c) 107.342 1.97 x 15.7 x 3.15 in 106.174 2.56 x 15.7 x 3.74 in 106.175 3.15 x 15.7 x 3.15 in
	Wide slot nozzle, push-fit (a x b) 107.260 3.35 x 0.59 in 107.259 5.91 x 0.47 in 105.977 7.87 x 0.35 in 107.263 9.84 x 0.0.47 in, with sieve insert 107.262 11.8 x 0.16 in 105.992 15.7 x 0.16 in 105.991 19.7 x 0.16 in
	Sieve reflector, push-fit (a x b) 106.143 1.77 x 2.95 in 107.329 2.76 x 2.95 in 107.336 4.33 x 5.98 in
	107.335 Sieve reflector, push-fit Ø 5.91 in
	107.248 Stainless steel filter, push-fit on air intake



141.723 Hand tool kit
(handle and protective tube)



113.351 Extension tube, push-fit (a x b)
10.82 x Ø 2.44 inch

VULCAN SYSTEM: The clever muscle man.

The muscle man among the hot-air blowers leaves no doubts about its performance. It is compactly built and easy to integrate into industrial processes. Just as Leister's smaller hot-air blowers, the VULCAN SYSTEM can be controlled remotely through a standard analog interface.

Hot-air blower

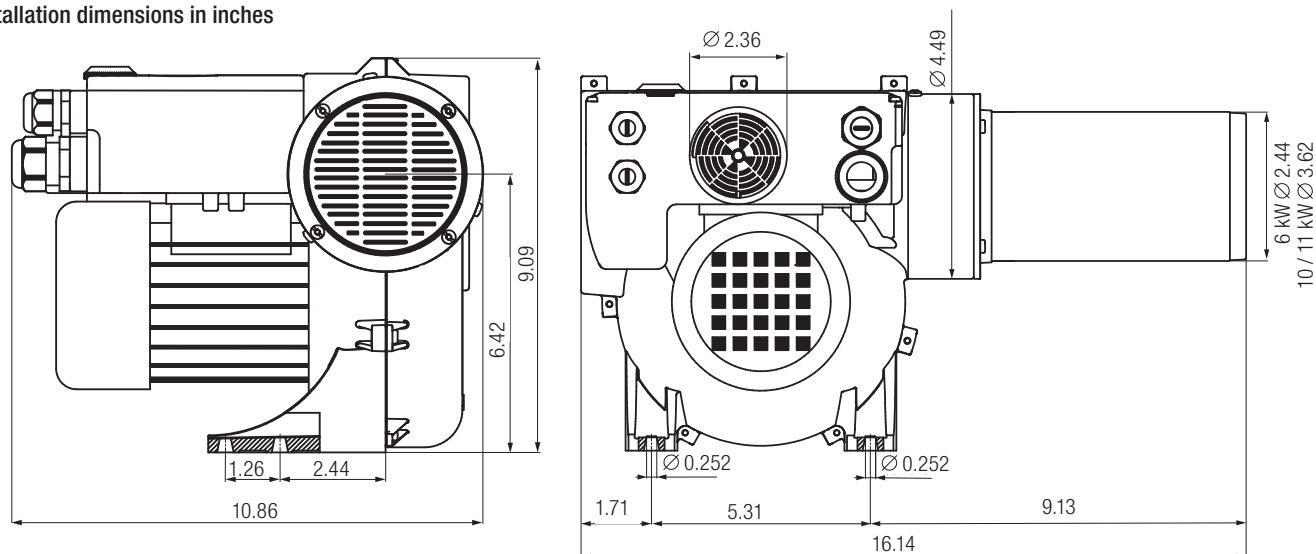
VULCAN SYSTEM



Voltage	V~	3 x 230		3 x 400		3 x 480	
Power consumption	kW	6	10	6	11	6	11
Article no.		143.407	143.406	143.402	140.463	143.405	143.404




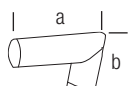
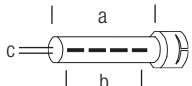
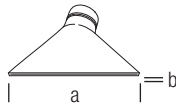
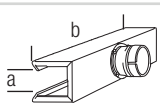
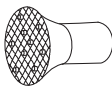


Technical Data VULCAN SYSTEM	Frequency	50 Hz	60 Hz
Heating power steplessly adjustable with potentiometer		•	
Standard control interface through a 4 - 20 mA or a 0 - 10 V signal		•	
Integrated power electronics		•	
Protection against heating element or device overheating		•	
Brushless blower motor with FC control		•	
Alarm output		•	
Integrated temperature control		•	
Integrated temperature probe		•	
Display for showing the setpoint and actual values		•	
Max. air outlet temperature °F		1202	
Max. air flow cfm (68 °F) 3 x 230 V~		30	53
Max. air flow cfm (68 °F) 3 x 400 V~ / 3 x 480 V~		33.5	60
Static pressure psi		0.45	0.59
Noise emission level db (A)		65	
Weight (lbs)		21	
Conformity mark		CE	
Protection class I		⊥	
Safety standard		Ⓢ	

Installation dimensions in inches






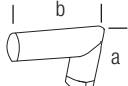
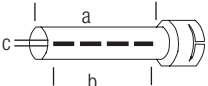
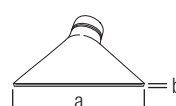
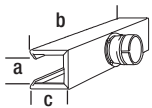
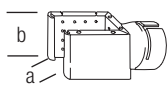
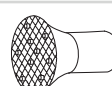
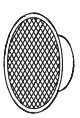
Accessories VULCAN SYSTEM

10/11 kW (Ø 3.62 in)

	125.318 Flange connector, push-fit a = 4.72 in
	107.244 Round nozzle, push-fit d = 1.97 in
	107.273 Extension nozzle, push-fit (a x b) 19.7 x 2.36 in
	107.269 Angled nozzle, push-fit (a x b) shank length 6.89 x 6.89 in
	Tubular nozzle, push-fit (a x b x c) 106.031 39.4 x 31.5 x 0.08 in 106.035 46.7 x 35.4 x 0.06 in 107.268 50.7 x 39.4 x 0.06 in 106.033 61.0 x 53.1 x 0.04 in
	Wide slot nozzle, push-fit (a x b) 107.274 5.12 x 0.67 in 106.028 8.66 x 0.47 in 107.272 11.8 x 0.47 in 106.018 15.7 x 0.39 in 106.024 19.7 x 0.28 in 107.267 19.7 x 0.59 in 106.023 23.6 x 0.16 in 106.026 23.6 x 0.35 in
	107.341 Shell reflector, push-fit (a x b) 6.3 x 14.6 in
	107.276 Sieve reflector, push-fit Ø 10.2 in
	107.277 Stainless steel filter, push-fit on air intake
	133.517 Thermocouple holder

Accessories VULCAN SYSTEM

6 kW (Ø 2.44 in)

	125.317 Flange connector, push-fit a = 3.54 in
	107.245 Round nozzle, push-fit d = 1.57 in
	107.247 Extension nozzle, push-fit (a x b) 7.87 x 1.57 in
	107.265 Angled nozzle, push-fit (a x b) shank length 4.72 x 4.53, Ø 2.44 in
	Tubular nozzle, push-fit (a x b x c) 105.907 13.9 x 8.03 x 0.18 in 105.919 18.0 x 12.0 x 0.12 in 107.253 27.6 x 21.7 x 0.07 in 114.136 31.3 x 25.8 x 0.06 in 105.906 43.3 x 39.4 x 0.16 in
	Wide slot nozzle, push-fit (a x b) 107.260 3.35 x 0.59 in 107.259 5.91 x 0.47 in 105.977 7.87 x 0.35 in 107.263 9.84 x 0.47 in, with sieve insert 107.262 11.8 x 0.16 in 105.992 15.7 x 0.16 in 105.991 19.7 x 0.16 in
	Shell reflector, push-fit (a x b) 107.342 1.97 x 15.7 in 106.174 2.56 x 15.7 in 106.175 3.15 x 15.7 in
	Shell reflector, push-fit (a x b x c) 106.143 1.97 x 15.7 x 3.15 in 107.329 2.56 x 15.7 x 3.74 in 107.336 3.15 x 15.7 x 3.15 in
	107.335 Sieve reflector, push-fit Ø 5.91 in
	107.277 Stainless steel filter, push-fit on air intake

IGNITER BM4 / BR4 – Ignites just about anything.

The new IGNITER ignition blower from Leister has been specially developed for installation into pellet and wood chip boilers. The IGNITER BR4 with 3.4 kW has what it takes. The interface was selected so that the ignition blowers can easily be installed into any heating boiler.

Hot-air blower

IGNITER

1		Easy: Connector plug located directly on the device means easy removal and installation, as well as fewer device configurations.
2		Clever: New assembly support for positioning within the furnace.
3		Linked: Connection adapter for air hose located directly on the device with inner 1" thread (no extra accessories needed).
4		Additional: Pipe joint adapter with M14 thread for easy adaptation of the heat conduction lines and extensions (available only for IGNITER BM4).
5		Protected: Heating element protection with phototransistor and device protection via temperature protection circuit.



red dot design award
winner 2013



Clean ignition process due to optimum heat level.

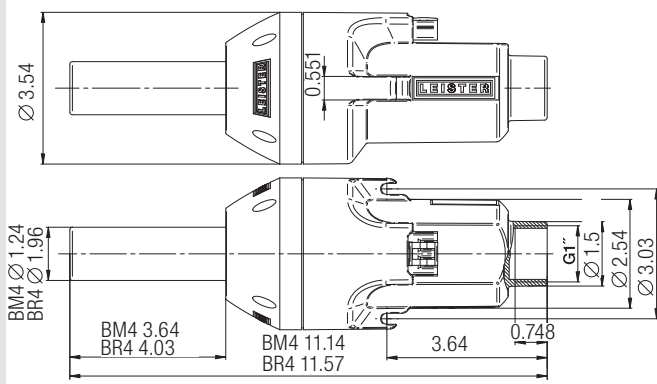


Accessories IGNITER

Technical Data		IGNITER BM4						BM4 with M14 screw adapter	BR4
Voltage	V	120	120	230	230	230	230	230	230
Frequency	Hz	50 / 60							
Power rating	W	1100	1550	600	1100	1600	1100	3400	
Min. air volume	cfm 68°F	8.1	8.1	2.8	8.1	8.1	8.1	12.75	
Air pressure	psi	0.36	0.36	0.36	0.044	0.36	0.36	0.58	
Max temperature	°F	1110	1110	930	1110	1110	1110	1202	
Noise emission level dB (A)		68	68	58	68	68	68	68	
Aperture	inches Ø	3.54							
Weight	lbs	2.2 (without power cord)							2.64
Length	inches	11.14							11.57
Conformity mark		CE cULus							CE
Safety standard		Ⓢ							
Certification		CCA							
Protection class II		□							
Article no.		141.882	141.881	139.232	140.711	139.231	144.012	146.296	

We reserve the right to make technical changes.
Plug for cable connection and cable are not included.

Installation dimensions in inches



	142.414	Accessory screw adapter for M14 extensions
	153.245	Stainless steel filter kit (Ø 1.49 in), push-fit on air intake
	107.286	Air hose Ø 1.5 in
	107.287	Hose bracket
	142.717	Heating element 230V ~ 1550W
	150.871	Heating element 230V ~ 1050W
	150.872	Heating element 230V ~ 550W
	142.718	Heating element 120V ~ 1500W
	150.873	Heating element 120V ~ 1050W
	145.606	Heating element (BR4) 230V ~ 3300W
	142.967	Power supply cord (rubber) with WAGO plug 3 x 16 AWG x 9.8 ft
	143.131	Power supply cord (silicone) with WAGO plug 3 x 16 AWG x 9.8 ft
	142.976	Plug with strain relief, kit (WAGO 770) cable Ø 1.77 – 3.15 in
	148.429 (BR4)	Plug with strain relief, kit (WAGO 770) cable Ø 3.15 – 4.5 in
	142.359	Accessory adapter to TRIAC S Economy heating pipe



Installation arrangement





Air Heaters / Controllers

Comparison LHS - overview	24 / 25
LHS 15	26 / 27
LHS 21	28 / 29
LHS 41	30 / 31
LHS 61	32 / 33
LHS 91	34 / 35
LE 5000 High Temperature	36
LE 10000 High Temperature	37
LE MINI	38
LE MINI accessories	39
LHS 15 / 21 / 41 accessories	40 / 41
LHS 61 / 91 accessories	42 / 43
LE 5000 HT / LE 10000 HT accessories	42 / 43
Saving Energy with Leister	44
LE 10000 DF-C Double-Flange	45
LE 5000 Double-Flange	46
LE 10000 Double-Flange	47
Double-Flange accessories	48
Key indicators	49
Temperature controllers CSS EASY / CSS / KSR Digital	50
Controller DSE / Accessories	51

Leister's air heaters: From mini to giant.

Leister's air heater highlights: The LHS series.



Picture: LHS 21S SYSTEM (p. 28 – 29)

1		Compact: Small dimensions for installation in tight spaces.
2		Reliable: Very durable heating elements thanks to innovative, patented heating element protection.
3		Easy Maintenance: Faster and easier heating element change.
4		Power electronics: External power control becomes obsolete and system design times are reduced.
5		Thermocouple: The integral thermocouple in SYSTEM devices improves precision and enables reproducibility.
6		User-friendly: The display of the SYSTEM devices provides users with precise, local information.

7 Professional integration or controlled stand-alone operation


Operation modes LHS SYSTEM	Control mode	Adjustment mode
Internal (potentiometer) set point.	Temperature set point by potentiometer. Display shows temperature set point and actual temperature.	Capacity set point by potentiometer. Display shows capacity set point in % and actual temperature.
External (interface) set point.	Temperature set point by external controller. Display shows temperature set point and actual temperature.	Capacity set point by external controller. Display shows capacity set point in % and actual temperature.

The LHS air heater family

The LHS air heater family covers an impressive power range from 550 W to 40 kW. The diversity of this portfolio makes it ideal for practically all hot-air applications. By choosing LHS air heaters, you are investing in devices that are manufactured using state-of-the-art technology. Between them, the CLASSIC, PREMIUM and SYSTEM models offer the ideal solutions for users' differing requirements.

Features	CLASSIC	PREMIUM	SYSTEM
Easy to integrate (mounted from above)	✓	✓	✓
Overheat detection with alarm output for the heating element	✓		
Tool overheat detection with alarm output	✓		
Overheat protection with alarm output for the heating element		✓	✓
Tool overheat protection with alarm output		✓	✓
Infinitely adjustable heating capacity via potentiometer		✓	✓
Remote control via analog interface (4 – 20 mA or 0 – 10 V)			✓
Various open-loop and closed-loop control modes available for selection			✓ *
LED display (target/actual value display)			✓ *
* = except the LHS 91 SYSTEM			

Alongside its optimized design and traditional Leister quality, the patented heating element protection guarantees yet another increase to the service life of the heating element. Thanks to their built-in temperature probes and controllers, integrating the LHS SYSTEM air heaters has never been easier. The integrated power electronics simplify the wiring and make external power controls a thing of the past.

					
Model	LHS 15	LHS 21	LHS 41	LHS 61	LHS 91
		S L	S L	S L	
Power Range from – to	550 W 770 W	1000 W 2000 W 3.3 kW 3.3 kW	2.0 kW 3.6 kW 2.0 kW 5.5 kW	4.0 kW 9.0 kW 5.0 kW 16 kW	11 kW 40 kW
Catalog page	26	28	30	32	34

LHS 15: Tiny and reliable.

The tiny LHS 15 air heater provides hot air up to 1202 °F. All prominent features of Leister air heaters also are offered with this tiny heater: long-life heating element, reliable protection systems, standard interfaces. Simply summarizing, the same Leister quality as usual, making it a perfect tool for applications in the semiconductor, electronics, automotive and other industries.

Air heater

LHS 15



Technical data

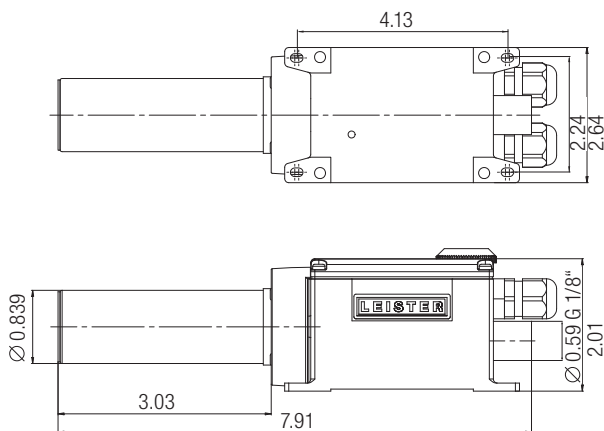
Max. air outlet temperature	°F	1202
Max. air inlet temperature	°F	149
Max. ambient temperature	°F	149
Min. air flow		As per diagram page 27
Max. inlet pressure	psi	14.5
Weight	lbs	1

Conformity mark **CE**

Approval mark **Ⓢ**

Protection class II **□**

Installation dimensions in inches



Combination possibilities

- Leister air heater at maximum heat power and without nozzle with Leister blower at 50 Hz, 4.9 ft hose length and unimpeded air outflow.
- Hot-air temperature 0.12 in after air outlet, measured at the hottest point.
- Air flow at 32 °F, 14.7 psi compliant with DIN 1343.

Power Type	Number LHS 15 x power cons. W	Air flow cfm.	Temperatur °F
ROBUST	1 × 770	1 × 5.30	788
ROBUST	2 × 770	2 × 4.59	860

Air flow and temperature values may deviate from those above based on the design of the entire hot-air system (including nozzles, air hoses, environmental conditions).

Deflashing foil sleeves from charcoal filter elements



Air heater

LHS 15 CLASSIC



Heating power not adjustable

Detection of heating element and device overheating with alarm output

Air heater

LHS 15 PREMIUM



Heating power steplessly adjustable with potentiometer

Protection against heating element and device overheating with alarm output

Air heater

LHS 15 SYSTEM



Heating power or temperature steplessly adjustable with potentiometer or remote control interface

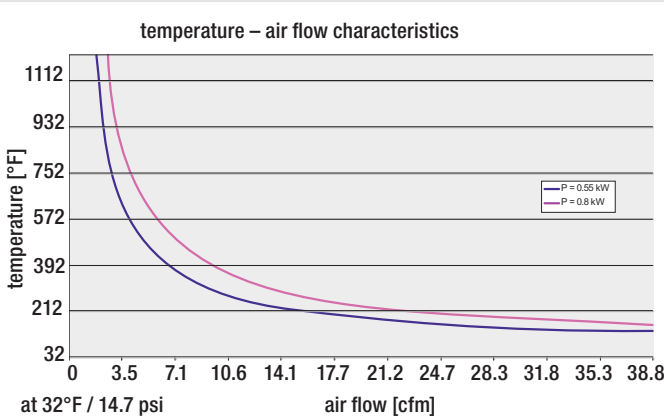
Protection against heating element and device overheating with alarm output

Remote control interface for external temperature controllers (Leister CSS, or PLCs)

Air Heaters
Controllers

Article no.:	CLASSIC	PREMIUM	SYSTEM
LHS 15 0.55 kW / 120 V	139.873	139.908	139.894
LHS 15 0.77 kW / 230 V	139.874	139.893	139.895

Contact a Leister sales partner in your region for professional advice and information on our other air heaters and blowers.



LHS 21: Designed for professionals.

These advanced air heaters are distinguished by their extremely small dimensions—especially the lean design (only 2.64 inches wide)—as well as their long service life. Designed for professional integration into machine systems, the new LHS series enables any specific application. Sterilizing, drying, welding, cleaning, shrinking, shaping, deburring and activating are now more efficient and reliable thanks to Leister's proven hot-air technology!

Air heater

LHS 21



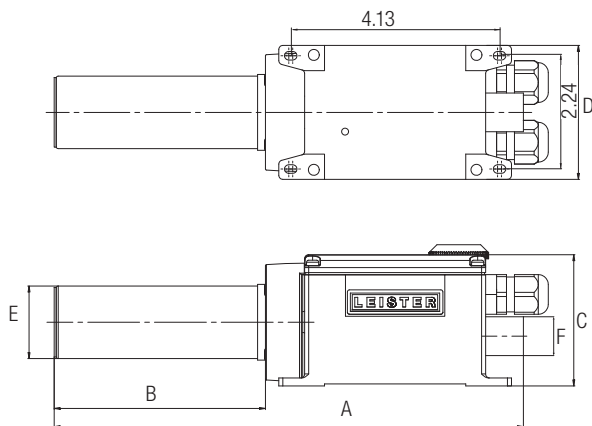
Technical data

LHS 21S / 21L

Max. air outlet temperature	°F	1202
Max. air inlet temperature	°F	149
Max. ambient temperature	°F	149
Min. air flow		As per diagram page 29
Max. inlet pressure	psi	14.5
Weight 21S / 21L	lbs	1.21 / 1.43

Conformity mark	CE
Approval mark	Ⓢ
Protection class II	□

Installation dimensions in inches



Type	A	B	C	D	E	F
LHS 21S	9.29	4.17	2.6	2.64	Ø 1.44	Ø 0.77 G 3/8"
LHS 21L	10.47	5.35	2.6	2.64	Ø 1.44	Ø 0.77 G 3/8"

Combination possibilities

- Leister air heater at maximum heat power and without nozzle with Leister blower at 50 Hz, 4.9 ft hose length and unimpeded air outflow.
- Hot-air temperature 0.12 in after air outlet, measured at the hottest point.
- Air flow at 32 °F, 14.7 psi compliant with DIN 1343.

Power Type	Number LHS 21S x power cons. kW	LHS 21S x Air flow cfm	LHS 21S Temperature °F
ROBUST	1 × 1.0	1 × 22.6	320
ROBUST	2 × 1.0	2 × 14.8	390
ROBUST	4 × 1.0	4 × 8.5	570
ROBUST	1 × 2.0	1 × 20.8	570
ROBUST	2 × 2.0	2 × 13.8	720
ROBUST	4 × 2.0	4 × 7.8	1000
MONO	2 × 1.0	2 × 12.0	457
MONO	1 × 2.0	1 × 18.5	631
MONO	2 × 2.0	2 × 12.5	842
Power Type	Number LHS 21L x power cons. kW	LHS 21L x Air flow cfm	LHS 21L Temperature °F
ROBUST	1 × 3.3	1 × 19.4	970
ROBUST	2 × 3.3	2 × 13.6	1120
AIRPACK	2 × 3.3	2 × 42.7	510
AIRPACK	4 × 3.3	4 × 24.7	650

Air flow and temperature values may deviate from those above based on the design of the entire hot-air system (including nozzles, air hoses, environmental conditions).

High-end air heaters on an indexing table for producing light bulbs.



Air heater

LHS 21 CLASSIC



Heating power not adjustable

Detection of heating element and device overheating with alarm output

Air heater

LHS 21 PREMIUM



Heating power steplessly adjustable with potentiometer

Protection against heating element and device overheating with alarm output

Air heater

LHS 21 SYSTEM



Heating power or temperature steplessly adjustable with potentiometer or remote control interface

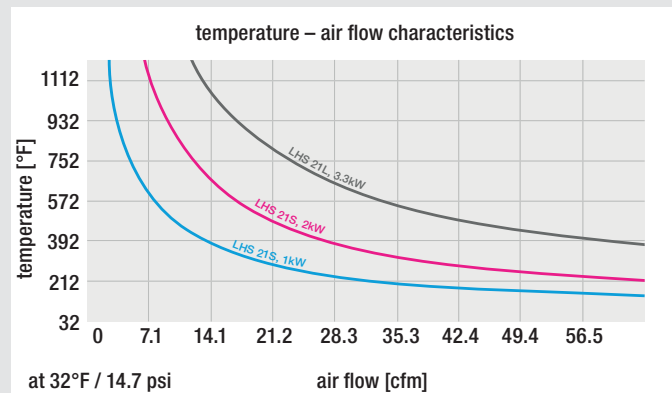
Protection against heating element and device overheating with alarm output

Remote control interface for external temperature controllers (Leister CSS, or PLCs)

Air Heaters
Controllers

Article No.:		CLASSIC	PREMIUM	SYSTEM
LHS 21S	1.0 kW / 120V	139.868	140.454	140.458
LHS 21S	1.0 kW / 230V	139.869	140.455	140.459
LHS 21S	2.0 kW / 120V	139.870	140.456	140.460
LHS 21S	2.0 kW / 230V	139.871	139.909	139.910
LHS 21L	3.3 kW / 230V	139.872	140.457	140.461

Contact a Leister sales partner in your region for professional advice and information on our other air heaters and blowers.



Accessories



LHS 41: Small but high performance.

The medium-sized, LHS 41 series air heaters cover an extremely wide application range. The small footprint enables easy integration into machines. The heater tube diameter, of 1.97 inches, allows for the passing sufficient air flow, and also high performance applications.

Air heater

LHS 41



Technical data

LHS 41S / 41L

Max. air outlet temperature	°F	1202
Max. air inlet temperature	°F	149
Max. ambient temperature	°F	149
Min. air flow		As per diagram page 31
Max. inlet pressure	psi	14.5
Weight 41S / 41L	lbs	1.87 / 2.1

Conformity mark	CE
Approval mark	Ⓢ
Protection class II	□

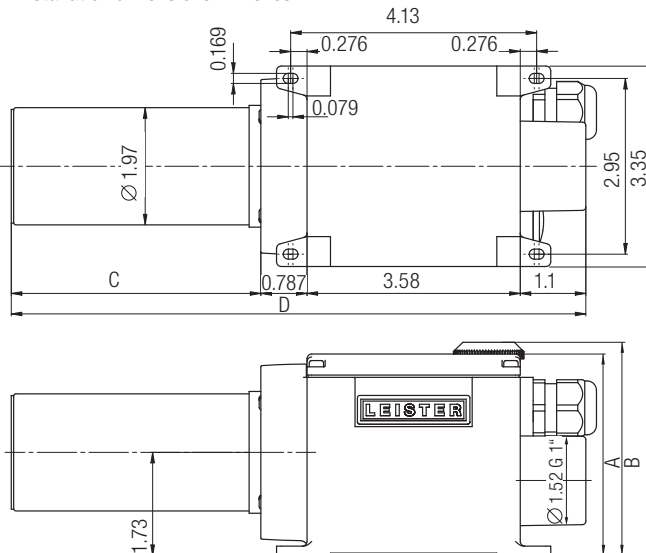
Combination possibilities

- Leister air heater at maximum heat power and without nozzle with Leister blower at 50 Hz, 4.9 ft hose length and unimpeded air outflow.
- Hot-air temperature 0.12 in after air outlet, measured at the hottest point.
- Air flow at 32 °F, 14.7 psi compliant with DIN 1343.

Power Type	Number LHS 41S x power cons. kW	LHS 41S x Air flow cfm	LHS 41S Temperature °F
ROBUST	2 × 2.0	2 × 17.0	570
ROBUST	4 × 2.0	4 × 8.8	840
ROBUST	1 × 3.6	1 × 28.6	700
ROBUST	2 × 3.6	2 × 16.6	1000
SILENCE	2 × 2.0	2 × 16.2	550
SILENCE	4 × 2.0	4 × 13.4	570
SILENCE	1 × 3.6	1 × 15.5	1110
SILENCE	2 × 3.6	2 × 14.5	1110
SILENCE	4 × 3.6	4 × 11.7	1110
ASO	4 × 2.0	4 × 17.7	450
ASO	4 × 3.6	4 × 17.0	840
MONO	1 × 2.0	1 × 26.5	480
MONO	1 × 3.6	1 × 23.5	870
Power Type	Number LHS 41L x power cons. kW	LHS 41L x Air flow cfm	LHS 41L Temperature °F
ROBUST	2 × 2.0	2 × 18.0	590
ROBUST	4 × 2.0	4 × 9.5	880
ROBUST	1 × 4.4	1 × 28.6	730
ROBUST	2 × 4.4	2 × 15.9	1040
SILENCE	2 × 2.0	2 × 16.0	610
SILENCE	4 × 2.0	4 × 13.0	620
SILENCE	1 × 4.4	1 × 14.5	1150
SILENCE	2 × 4.4	2 × 14.1	1150
SILENCE	4 × 4.4	4 × 11.7	1170
ASO	4 × 2.0	4 × 17.8	510


Air flow and temperature values may deviate from those above based on the design of the entire hot-air system (including nozzles, air hoses, environmental conditions).

Installation dimensions in inches



Type	A	B	C	D
LHS 41S CLASSIC	3.39	3.39	4.17	9.65
LHS 41L CLASSIC	3.39	3.39	5.35	10.83
LHS 41S PREMIUM	3.39	3.58	5.17	9.65
LHS 41L PREMIUM	3.39	3.58	5.35	10.83
LHS 41S SYSTEM	3.39	3.58	4.17	9.65
LHS 41L SYSTEM	3.39	3.58	5.35	10.83

LHS air heaters in a production line for drying insulating material.



Air heater

LHS 41 CLASSIC



Heating power not adjustable

Detection of heating element and device overheating with alarm output

Air heater

LHS 41 PREMIUM



Heating power steplessly adjustable with potentiometer

Protection against heating element and device overheating with alarm output

Air heater

LHS 41 SYSTEM



Heating power or temperature steplessly adjustable with potentiometer or remote control interface

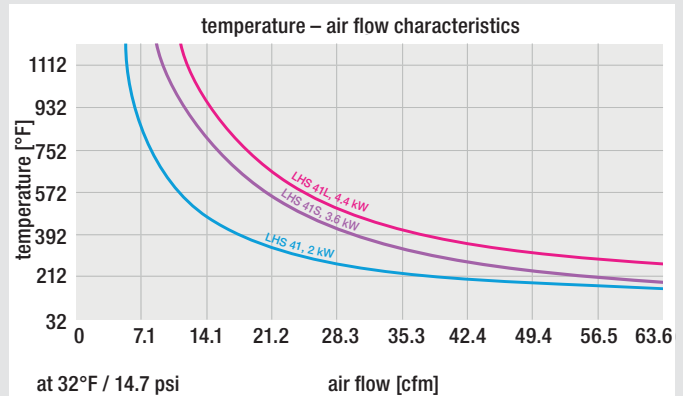
Protection against heating element and device overheating with alarm output

Remote control interface for external temperature controllers (Leister CSS, or PLCs)

Air Heaters
Controllers

Article No.:		CLASSIC	PREMIUM	SYSTEM
LHS 41S	2.0 kW / 120V	143.292	143.289	143.279
LHS 41S	2.0 kW / 230V	143.291	143.287	143.278
LHS 41S	3.6 kW / 230V	143.290	143.283	142.489
LHS 41L	4.4 kW / 230V	145.726	145.435	145.729
LHS 41L	2.0 kW / 400V	143.293	143.281	142.492
LHS 41L	4.4 kW / 400V	143.294	143.282	143.280
LHS 41L	5.5 kW / 400V	145.727	145.438	145.728

Contact a Leister sales partner in your region for professional advice and information on our other air heaters and blowers.



Accessories



LHS 61: The large powerful models.

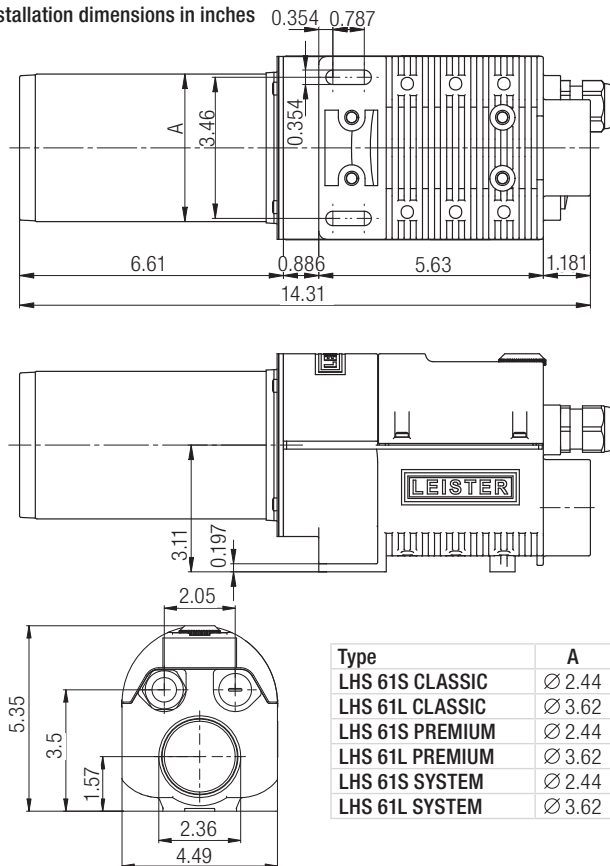
The LHS 61 series is your choice for high performance applications. The outlet diameter of 2.44 inches, for LHS 61S versions, and 3.62 inches for LHS 61L versions, allows high air flows with up to 16 kW heating power.

Air heater

LHS 61



Installation dimensions in inches



Combination possibilities

- Leister air heater at maximum heat power and without nozzle with Leister blower at 50 Hz, 4.9 ft hose length and unimpeded air outflow.
- Hot-air temperature 0.12 in after air outlet, measured at the hottest point.
- Air flow at 32 °F, 14.7 psi compliant with DIN 1343.

Power Type	Number LHS 61S x power cons. kW	LHS 61S x Air flow cfm	LHS 61S Temperature °F
ROBUST	2 × 4.0	2 × 17.6	920
ROBUST	1 × 6.0	1 × 32.1	770
SILENCE	2 × 4.0	2 × 21.8	710
SILENCE	1 × 6.0	1 × 24.4	930
SILENCE	2 × 4.0	2 × 21.8	710
SILENCE	2 × 6.0	2 × 20.8	950
ASO	2 × 4.0	2 × 29.4	590
ASO	2 × 6.0	2 × 26.2	800
ASO	4 × 6.0	4 × 23.6	870
AIRPACK	1 × 4.0	1 × 109	240
AIRPACK	2 × 4.0	2 × 61.1	350
AIRPACK	4 × 4.0	4 × 33.8	540
AIRPACK	1 × 6.0	1 × 104	320
AIRPACK	2 × 6.0	2 × 60.0	460
AIRPACK	4 × 6.0	4 × 34.3	730
Power Type	Number LHS 61L x power cons. kW	LHS 61L x Air flow cfm	LHS 61L Temperature °F
ROBUST	1 × 8.0	1 × 36.7	940
SILENCE	2 × 8.0	2 × 36.3	830
SILENCE	1 × 11.0	1 × 43.1	890
SILENCE	2 × 11.0	2 × 34.6	1050
AIRPACK	1 × 8.0	1 × 121	380
AIRPACK	2 × 8.0	2 × 81.7	590
AIRPACK	4 × 8.0	4 × 34.6	940
AIRPACK	1 × 11.0	1 × 120	450
AIRPACK	2 × 11.0	2 × 65.1	710
AIRPACK	4 × 11.0	4 × 35.8	1090
AIRPACK	1 × 16.0	1 × 122	680
AIRPACK	2 × 16.0	2 × 68.0	1030
ASO	1 × 11.0	1 × 56.5	730
ASO	2 × 11.0	2 × 52.5	790
ASO	4 × 11.0	4 × 40.9	960
ASO	1 × 16.0	1 × 52.8	1130

Air flow and temperature values may deviate from those above based on the design of the entire hot-air system (including nozzles, air hoses, environmental conditions).

Three LHS 61S air heaters with wide slot nozzles in a wrapping line.



Air heater

LHS 61 CLASSIC



Heating power not adjustable

Detection of heating element and device overheating with alarm output

Air heater

LHS 61 PREMIUM



Heating power steplessly adjustable with potentiometer

Protection against heating element and device overheating with alarm output

Air heater

LHS 61 SYSTEM



Heating power or temperature steplessly adjustable with potentiometer or remote control interface

Protection against heating element and device overheating with alarm output

Remote control interface for external temperature controllers (Leister CSS, or PLCs)

Air Heaters
Controllers

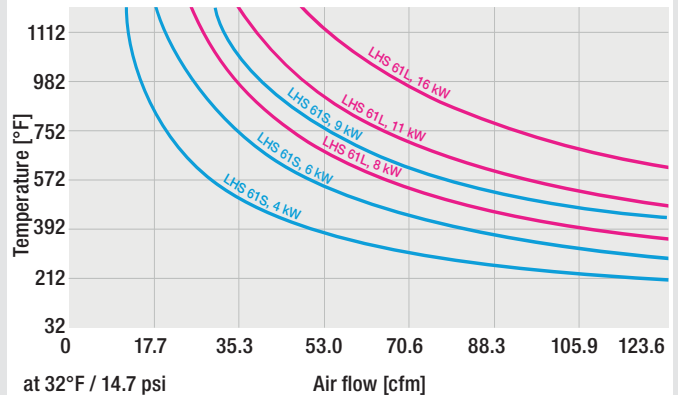
Technical data LHS 61S / 61L

Max. air outlet temperature	°F	1202
Max. air inlet temperature	°F	149
Max. ambient temperature	°F	149
Min. air flow		As per diagram
Max. inlet pressure	psi	14.5
Weight 61S / 61L	lbs	7 / 8

Conformity mark	CE
Approval mark	Ⓢ
Protection class I	Ⓢ

61L				3 x 230		3 x 400		3 x 480	
Voltage	V ~			8	10	5	8		8
Power	kW								
CLASSIC	Article no.	143.710	143.489	143.711	143.712				143.713
PREMIUM	Article no.	143.718	143.719	143.720	143.721				143.723
SYSTEM	Article no.	143.732	143.733	143.734	143.735				143.736
Voltage	V ~					3 x 400		3 x 480	
Power	kW					11	16	11	16
CLASSIC	Article no.					143.699	143.488	143.700	143.487
PREMIUM	Article no.					143.722	143.485	143.724	143.486
SYSTEM	Article no.					142.568	143.478	143.737	143.479

temperature – air flow characteristics



61S								
Voltage	V ~	3 x 230			1 x 400	3 x 400		
Power	kW	4	6	8	8.5	4	6	9
CLASSIC	Article no.	143.707	143.696	142.839	145.732	143.708	143.490	143.697
PREMIUM	Article no.	143.714	143.484		145.442	143.715	143.481	143.716
SYSTEM	Article no.	143.726	143.727		145.734	143.728	142.496	143.729
Voltage	V ~	1 x 480		3 x 480				
Power	kW	8	4	6				
CLASSIC	Article no.	145.730	143.709	143.698				
PREMIUM	Article no.	145.439	143.717	143.483				
SYSTEM	Article no.	145.733	143.730	143.731				

Accessories

➤ 42 / 43



LHS 91: The intelligent power giant.

With power of up to 40 kW, the LHS 91 is the tool for even the most demanding of heating applications. With this performance it is even capable of replacing many gas-fired heaters.

Air heater

LHS 91

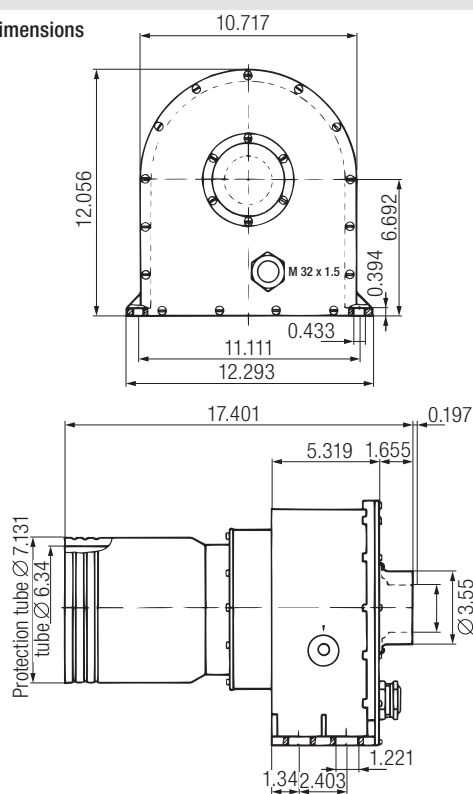


Technical data

LHS 91S

		BASIC	SYSTEM
Max. air outlet temperature	°F	1202	1202
Min. air flow acc. to graph page 35			
Max. air inlet temperature	°F	212	122
Max. ambient temperature	°F	140	140
Weight	lbs	30	30
Mark of conformity		CE	CE
Protection class I		⚡	⚡

Installation dimensions in inches



Tension	V ~	3 x 400		3 x 480	3 x 480
Power cons.	kW	11	32	32	40
BASIC	Article no.		100.764	100.766	139.206
SYSTEM	Article no.	140.358	140.356	146.862	145.685

3.54 inch air inlet nozzle as standard

Combination possibilities

- Leister air heater at maximum heat power and without nozzle with Leister blower at 50 Hz, 9 ft hose length and unimpeded air outflow.
- Hot-air temperature 0.12 inch after air outlet, measured at the hottest point.
- Air flow at 68 °F, 14.7 psi compliant with DIN 6358.

Power Type	Number LE x power cons. kW	Air flow cfm	Temperature °F
ASO	2 x 32	2 x 148	932
AIRPACK	1 x 32	1 x 117	1004

Air flow and temperature values may deviate from those above based on the design of the entire hot-air system (including nozzles, air hoses, environmental conditions).

Two air heaters and two blowers used to dry impregnated Eternit piping. Two wide slot nozzles ensure the air is evenly distributed.



Air heater

LHS 91 BASIC



Heating power not adjustable

Air heater

LHS 91 SYSTEM

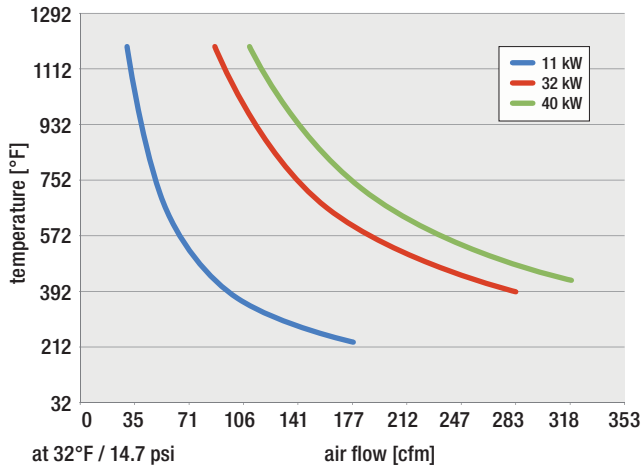


Heating power or temperature steplessly adjustable with potentiometer or remote control interface

Protection against heating element and device overheating with alarm output

Remote control interface for external temperature controllers (Leister CSS, or PLCs)

Air Heaters
Controllers



Accessories

43

High temperature air heater: Our hottest models.

The high temperature air heaters are suitable for temperatures up to 1652 °F. The devices have no integrated power electronics. The outlet air temperature can be steplessly controlled by adding a Leister three-phase controller (DSE). In addition to a DSE, the air temperature can be precisely regulated with a KSR DIGITAL controller.

High temperature air heater

LE 5000 HT (up to 1652 °F)



Technical data

High temperature LE 5000 HT

No integrated power electronics		•
Heating element tube with protective tube		•
Max. air outlet temperature	°F	1650
Min. air flow	scfm	21.2
Max. air inlet temperature	°F	212
Max. ambient temperature	°F	212
Weight	lbs	5

Mark of conformity

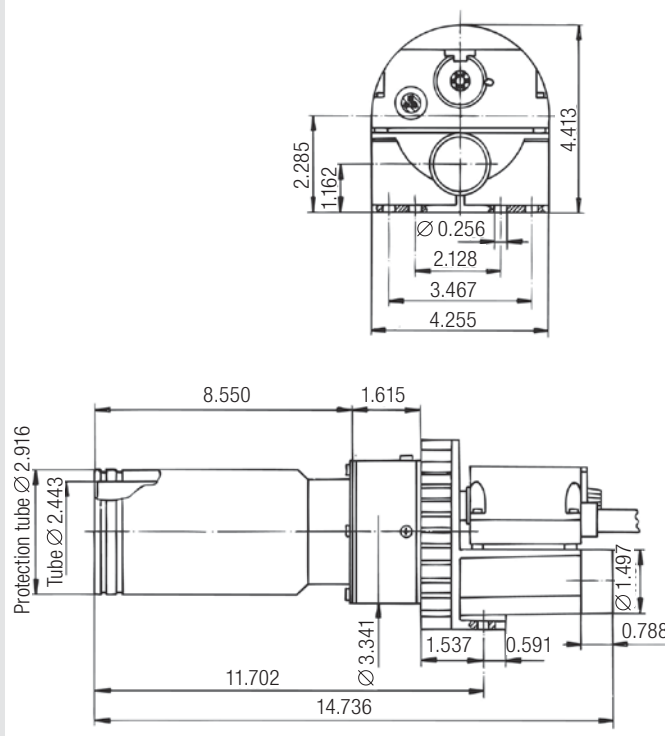


Protection class I



Minimum quantity of air at air inlet temperature of 68°F
scfm = standard cubic feet per minute according to STP

Installation dimensions in inches



Optional power controller

DSE three-phase controller (p. 51)

Optional temperature regulation

DSE three-phase controller and KSR DIGITAL temperature regulator or with CSS (CSS EASY) and Solid state relay (p 50 - 51)

Voltage	V ~	3 × 400
Power consumption	kW	11
Article no.		108.717

Combination possibilities

- Leister air heater at maximum heat power and without nozzle with Leister blower at 50 Hz, 4.9 ft hose length and unimpeded air outflow.
- Hot-air temperature 0.12 in after air outlet, measured at the hottest point.
- Air flow at 68 °F, 14.7 psi compliant with DIN 6358.

Power-Type	Number LE x Power cons. kW	Air flow cfm.	Temperature °F
ROBUST	1 × 11	1 × 28.2	1472
AIRPACK	1 × 11	1 × 97.7	680
AIRPACK	2 × 11	2 × 52.9	1022

Air flow and temperature values may deviate from those above based on the design of the entire hot-air system (including nozzles, air hoses, environmental conditions).

Accessories



Two LE 10 000 HT air heaters and
an ASO blower in combination
with a shrink tunnel.



High temperature air heater

LE 10000 HT (up to 1652 °F)



Technical data

High temperature LE 10000 HT

No integrated power electronics		•
Heating element tube with protective tube		•
Max. air outlet temperature	°F	1650
Min. air flow	scfm	28.3
Max. air inlet temperature	°F	212
Max. ambient temperature	°F	212
Weight	lbs	9

Mark of conformity



Protection class I



Minimum quantity of air at air inlet temperature of 68°F
scfm = standard cubic feet per minute according to STP

Optional power controller

DSE three-phase controller (p. 51)

Optional temperature regulation

DSE three-phase controller and KSR DIGITAL temperature regulator or with CSS (CSS EASY) and Solid state relay (p 50 - 51)

Voltage	V ~	3 × 400	3 × 480
Power consumption	kW	15	15
Article no.		110.568	113.349

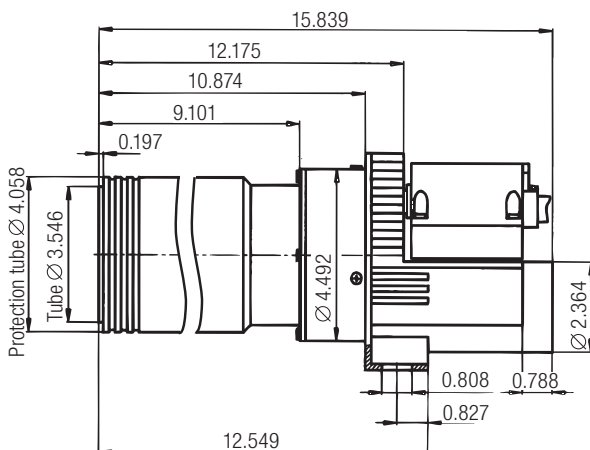
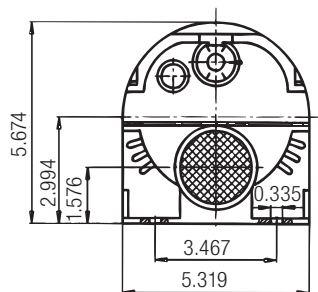
Combination possibilities

- Leister air heater at maximum heat power and without nozzle with Leister blower at 50 Hz, 4.9 ft hose length and unimpeded air outflow.
- Hot-air temperature 0.12 in after air outlet, measured at the hottest point.
- Air flow at 68 °F, 14.7 psi compliant with DIN 6358.

Power-Type	Number LE x Power cons. kW	Air flow cfm.	Temperature °F
ROBUST	1 × 15	1 × 38.8	1562
ASO	1 × 15	1 × 77.6	1274
ASO	2 × 15	2 × 74.0	1292
AIRPACK	1 × 15	1 × 120	644
AIRPACK	2 × 15	2 × 58.2	1148

Air flow and temperature values may deviate from those above based on the design of the entire hot-air system (including nozzles, air hoses, environmental conditions).

Installation dimensions in inches



LE MINI: The precise and accurate minis.

The world's smallest air heater with an integrated temperature probe. The LE MINI is especially suited for applications in which heat is concentrated to a point. It is simple to incorporate into the tightest spaces. LE MINI operates with compressed air at a pressure of 29 psi. Model versions are available with or without an integrated sensor. The SENSOR KIT add-on box offers a plug'n play solution with its integrated power electronics and temperature regulator.

Air heater

LE MINI



Air heater

LE MINI SENSOR



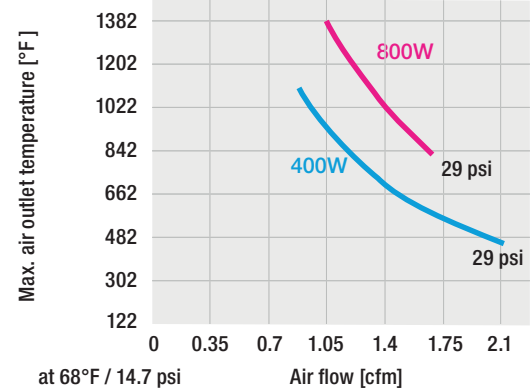
Air heater

LE MINI SENSOR KIT

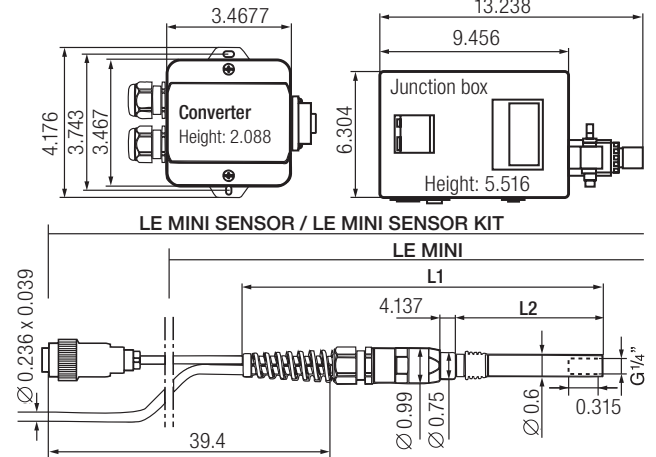


Technical data			LE MINI	LE MINI SENSOR	LE MINI SENSOR KIT
Temperature regulator integrated into the connection box					•
Integrated temperature probe				•	•
Thermoswitch for device protection			•	•	•
Heating element protection				•	•
Analogue output (passive) 4 – 20 mA				•	
Pressure reduction valve					•
Max. air outlet temperature	°F	400 W	1112	1112	1112
		800 W	1382	1382	1382
Min. air flow	cfm	400 W	0.88	0.35	0.35
		800 W	1.06	0.35	0.35
Max. air inlet temperature	°F		140	140	140
Max. ambient temperature	°F		140	141	140
Max. supply air pressure	psi		29	29	29
Weight LE MINI	lbs	400 W	0.26	0.26	0.26
		800 W	0.33	0.33	0.33
Weight Converter	lbs			0.5	
Weight Terminal box	lbs				5
Mark of conformity			CE	CE	CE
Protection class II			□	□	□

Voltage	V ~	120	230	230
Power consumption	W	400	400	800
Approval mark			⑤	⑤
LE MINI	Article no.	115.683	115.682	115.369
LE MINI SENSOR	Article no.	117.371	117.370	117.369
LE MINI SENSOR KIT	Article no.	128.536		125.416



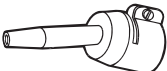

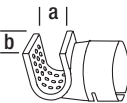
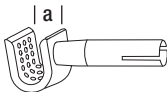
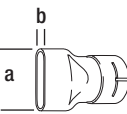



Installation dimensions in inches




	L1	L2
Type 400	9.968	4.097
Type 800	12.135	3.702

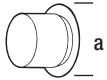
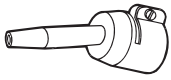

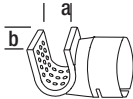
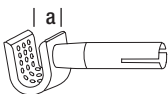
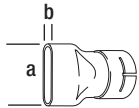

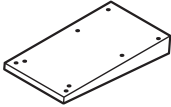

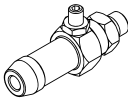
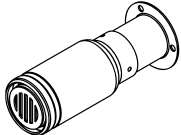
Accessories LE MINI (Ø 0.84 in)

	107.282 Flange connector, push-fit a = 1.58 in
	117.955 Nozzle adapter, screw-fit for nozzles Ø 0.84 in
	107.144 Round nozzle, push-fit Ø 0.20 in 107.145 Ø 0.39 in
	107.152 Round nozzle, push-fit Ø 0.47 in 105.514 Ø 0.47 in with screw terminal
	107.310 Sieve reflector, push-fit (a × b) 0.79 × 1.38 in 107.311 1.97 × 1.38 in
	107.324 Sieve reflector, push-fit on round nozzle Ø 0.20 in a = 0.39 in
	105.549 Wide slot nozzle, push-fit (a × b) 0.39 × 0.08 in, angled 105.559 0.79 × 0.08 in, length 2.17 in 105.548 1.57 × 0.20 in 105.547 1.97 × 0.31 in
	129.407 cable prolongation 6.56 ft, with plug and connection 113.806 cable prolongation 16.4 ft, with plug and connection > LE MINI SENSOR > LE MINI SENSOR KIT

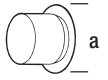


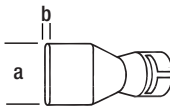
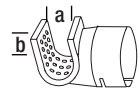

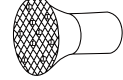
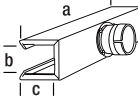


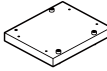
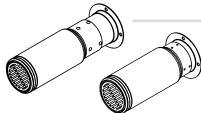


Air heater and blower for drying labels. Fast drying allows for high throughput speeds.



Accessories LHS 15 (Ø 0.84 in)

	107.282 Flange connector, push-fit a = 1.58 in
	107.144 Round nozzle, push-fit Ø 0.2 in 107.145 Ø 0.39 in
	107.152 Round nozzle, push-fit Ø 0.47 in 105.514 Ø 0.47 in with screw terminal
	107.310 Sieve reflector, push-fit (a × b) 0.79 × 1.38 in 107.311 1.38 × 1.97 in
	107.324 Sieve reflector, push-fit on round nozzle Ø 0.20 in a = 0.39 in
	105.549 Wide slot nozzle, push-fit (a × b) 0.39 × 0.08 in, angled 105.559 0.79 × 0.08 in, length 2.17 in 105.548 1.57 × 0.20 in 105.547 1.97 × 0.31 in
	144.035 Compressed air connection
	143.533 Adapter plate LHS 15 to LE 700
	149.941 Round nozzle (Ø 21.3) for LHS 15
	150.097 Air inlet reduction valve for LHS 15
	150.192 Heater tube (Ø 21.3) with protection tube for LHS 15




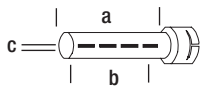
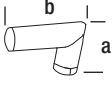

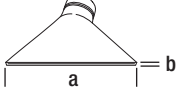
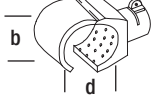
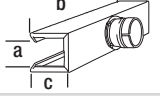
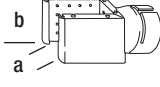
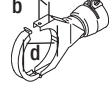
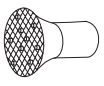
Accessories LHS 21 (Ø 1.44 in)



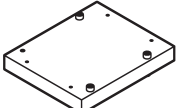


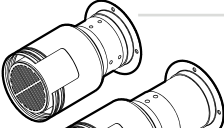
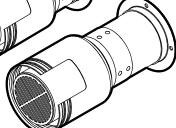
	125.316 Flange connector, push-fit a = 2.44 in
	107.251 Extension nozzle, push-fit (a × b) 8.27 × 1.44 in
	107.003 Round nozzle, push-fit Ø 0.47 in 107.002 Ø 0.47 in with screw terminal
	107.261 Wide slot nozzle, push-fit (a × b) 2.76 × 0.157 in 108.078 3.94 × 0.157 in 105.982 5.91 × 0.157 in
	107.308 Sieve reflector, push-fit (a × b) 1.38 × 1.97 in 107.309 0.79 × 1.38 in
	107.314 Spoon reflector, push-fit (a × b) 0.98 × 1.18 in
	107.319 Sieve reflector «Douche», push-fit Ø 2.56 in
	106.132 Shell reflector, push-fit (a × b × c) 5.91 × 1.02 × 1.73 in
	133.515 Thermocouple holder
	144.037 Compressed air connection
	142.230 Adapter plate LHS 21 to LHS 20 143.480 LHS 21 to LE 3000
	150.194 Heater tube (Ø 36.5) with protection tube for LHS 21L 150.193 Heater tube (Ø 36.5) with protection tube for LHS 21S
	149.942 Round nozzle (Ø 36.5) for LHS 21
	150.098 Air inlet reduction valve for LHS 21

Drying pills, mints and
sweets and smoothing
their coatings.




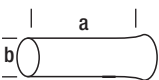

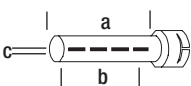

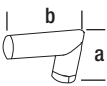
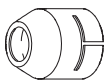
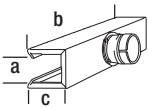
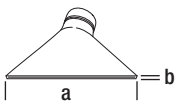
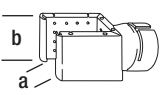
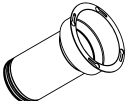
Accessories LHS 41 (Ø1.97 in)

	107.254 Flange connector, push-fit a = 2.76 in
	122.332 Nozzle adapter, push-fit from (a) Ø 1.97 in to (b) Ø 2.44 in 122.924 from (a) Ø 1.97 in to (b) Ø 1.46 in
	107.255 Extension nozzle, push-fit (a × b) 6.29 × 1.44 in
	105.950 Tubular nozzle, push-fit (a × b × c) 18.1 × 11.8 × 0.08 in 107.257 23.2 × 16.5 × 0.07 in 105.955 32.9 × 26.0 × 0.04 in 105.952 35.4 × 31.5 × 0.04 in
	107.256 Angled nozzle, push-fit (a × b) shank length 3.94 × 6.3, Ø 1.92 in
	105.961 Wide slot nozzle, push-fit (a × b) 1.77 × 0.47 in, length 13.8 in 107.258 2.76 × 0.39 in
	106.057 Wide slot nozzle, push-fit (a × b) 3.94 × 0.16 in 106.060 5.91 × 0.24 in 107.270 5.91 × 0.47 in 106.061 11.8 × 0.24 in
	107.331 Hinged reflector, push-fit (d × b) 2.76 × 2.76 in
	107.340 Shell reflector, push-fit (a × b × c) 1.77 × 9.84 × 2.79 in
	107.327 Sieve reflector, push-fit (a × b) 2.76 × 2.95 in 107.333 4.33 × 5.91 in
	107.330 Hinged reflector, push-fit (d × b) 4.92 × 0.87 in
	106.127 Sieve reflector "Douche", push-fit Ø 2.56 in

	133.516 Thermocouple holder
	144.038 Compressed air connection
	142.232 Adapter plate LHS 41 to LHS 40 143.436 Adapter plate LHS 41 to LE 3300
	149.943 Round nozzle (Ø 50) for LHS 41
	150.096 Air inlet reduction valve for LHS 41
	150.195 Heater tube (Ø 50) with protection tube for LHS 41S
	150.196 Heater tube (Ø 50) with protection tube for LHS 41L

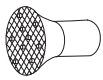


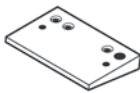
Accessories

LHS 61S & LE 5000 HT (Ø 2.44 in)

	125.317 Flange connector, push-fit a = 3.54 in
	113.351 Extension tube, push-fit (a × b) 10.82 × Ø 2.44 inch
	107.247 Extension nozzle, push-fit (a × b) 7.87 × 1.57 in
	Tubular nozzle, push-fit (a × b × c) 105.907 13.9 × 8.03 × 0.18 in 105.919 18.0 × 12.0 × 0.12 in 107.253 27.6 × 21.7 × 0.07 in 114.136 31.3 × 25.8 × 0.06 in 105.906 43.3 × 39.4 × 0.16 in
	127.062 Nozzle adapter Ø 2.44 in, Ø 2.36 in, length 4.33 in, to connect with blow- off nozzle
	107.265 Angled nozzle, push-fit (a × b) shank length 4.72 x 4.53, Ø 2.44 in
	107.245 Round nozzle, push-fit d = 1.58 in
	Shell reflector, push-fit (a × b × c) 107.342 1.97 × 15.7 × 3.15 in 106.174 2.56 × 15.7 × 3.74 in 106.175 3.15 × 15.7 × 3.15 in
	Wide slot nozzle, push-fit (a × b) 107.260 3.35 × 0.59 in 107.259 5.91 × 0.47 in 105.977 7.87 × 0.35 in 107.263 9.84 × 0.47 in, with sieve insert 107.262 11.8 × 0.16 in 105.992 15.7 × 0.16 in 105.991 19.7 × 0.16 in
	Sieve reflector, push-fit (a × b) 106.143 1.77 × 2.95 in 107.329 2.76 × 2.95 in 107.336 4.33 × 5.98 in
	149.624 Protection tube adapter for LHS 61S

Accessories

LHS 61S & LE 5000 HT (Ø 2.44 in)

	107.335 Sieve reflector "Douche", push-fit Ø 5.9 in
	133.517 * Thermocouple holder
	144.039 * Compressed air connection
	143.575 * Adapter plate LHS 61S instead LE 5000





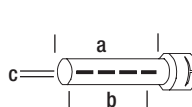
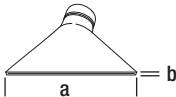
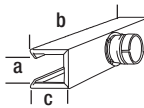

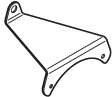


* = Only for LHS 61S

Utilizing precisely controlled hot air to shrink PE sleeves on cans.




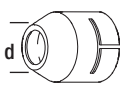
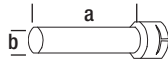
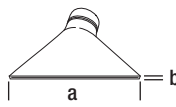
Accessories

LHS 61L & LE 10000 HT (Ø 3.62 in)

	125.318 Flange connector, push-fit a = 4.72 in
	107.244 Round nozzle, push-fit d = 1.97 in
	107.273 Extension nozzle, push-fit (a × b) 19.7 × 2.36 in
	107.269 Angled nozzle, push-fit (a × b) shank length 6.89 × 6.89 in
	106.031 Tubular nozzle, push-fit (a × b × c) 39.4 × 31.5 × 0.08 in 106.035 46.7 × 35.4 × 0.06 in 107.268 50.7 × 39.4 × 0.06 in 106.033 61.0 × 53.1 × 0.04 in
	Wide slot nozzle, push-fit (a × b) 107.274 5.12 × 0.67 in 106.028 8.66 × 0.47 in 107.272 11.8 × 0.47 in 106.018 15.7 × 0.39 in 106.024 19.7 × 0.28 in 107.267 19.7 × 0.59 in 106.023 23.6 × 0.16 in 106.026 23.6 × 0.35 in
	107.341 Shell reflector, push-fit (a × b × c) 6.30 × 14.6 × 8.3 outside / 6.2 inside
	107.276 Sieve reflector "Douche", push-fit Ø 10.2 in
	133.517 * Thermocouple holder
	144.039 * Compressed air connection
	149.629 Protection tube adapter for LHS 61L

* = Only for LHS 61L

Accessories LHS 91 (Ø 6.34 in)

	125.319 Flange connector, push-fit a = 7.56 in
	107.230 Round nozzle, push-fit d = 3.94 in
	107.233 Extension nozzle, push-fit (a × b) 15.75 × 3.94 in
	Wide slot nozzle, push-fit (a × b) 107.235 19.7 × 0.59 in 107.234 47.2 × 0.39 in 105.856 63.0 × 0.32 in 105.859 78.7 × 0.39 in

Save Energy with LEISTER.

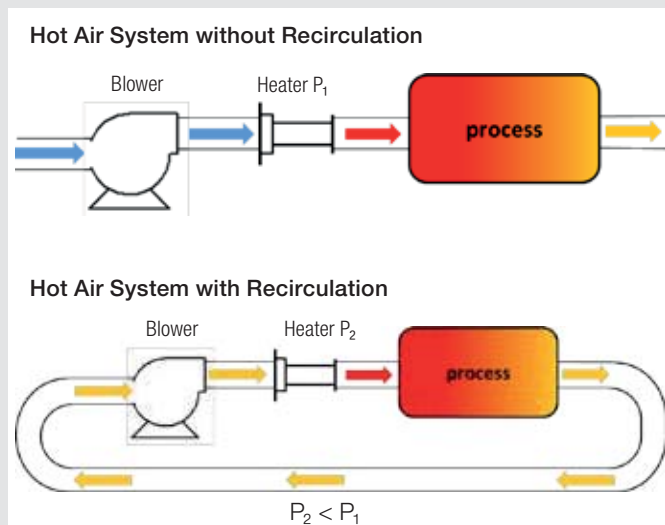
Large amounts of energy and with that, money, can be saved by recycling hot air. LEISTER has customized solutions for combining air heaters and blowers which are suitable for recycling hot air thanks to a design made to withstand high temperatures.

Hot Air Recycling Saves Energy and Costs

In order to heat a defined volume of air (air flow) to the desired temperature, a certain amount of energy needs to be present. The greater the difference in temperatures ΔT between the air inlet and the air outlet, the more energy that is needed. The ΔT is reduced by operating with hot air recirculation. That saves energy and costs.

To 'recycle' the hot air from the process, both the blower and the air heater have to withstand the high temperatures at the air inlet side. LEISTER's double-flange air heaters, types LE 5000 DF-R and LE 10000 DF-R (page 46/47), and the RBR blower (page 54) provide the solution. Air with a temperature of up to 662°F can be moved, reheated and recirculated without a problem.

When accessories such as insulated hoses, high-temperature seals and various flanges are added, systems with air heaters and blowers become perfectly supplemented for recycling applications.



Sample calculation:

To heat 141 cfm of air flow to a desired temperature of T₂ = 932°F, different outputs are required, depending on the air inlet temperature T₁.

T ₁ = 68°F	->	38.7 kW	
T ₁ = 320°F	->	27.4 kW	Savings: 29.2 % compared with 68°F
T ₁ = 662°F	->	12.1 kW	Savings: 68.7 % compared with 68°F Savings: 55.8 % compared with 320°F

These differences also match the potential savings in energy. The energy savings are 159 600 kWh per year when the recirculation mode is used and the inlet temperature is 662°F, instead of working with ambient air at 68°F (in 24-hour operation, for 250 working days).

Annual energy consumption at T₁ = 68° F > 232 200 kWh.
Annual energy consumption at T₁ = 662° F > 72 600 kWh,
Savings = 159 600 kWh

If the price of electricity (commercial, large consumers) is \$ 0.15 / kWh, the potential savings per year is nearly \$ 24K just from using DF-R type double-flange air heaters. Based on a 24-hour operation, 250 days per year, T₁ = 662°F instead of 68°F and T₂ = 932° F and 141 cfm air flow.



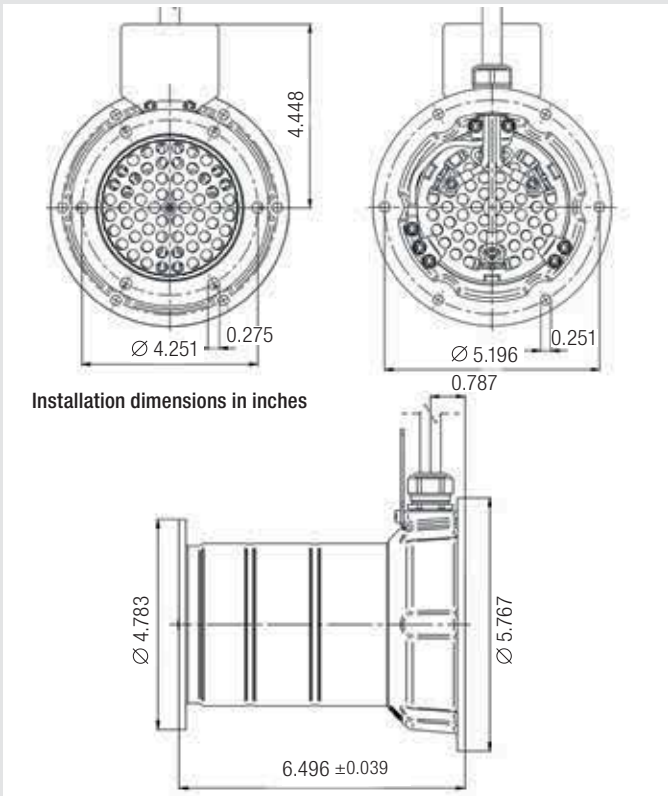
Hot-air system for hot air recirculation.

LE 10 000 DF-C “Clean Air Heater”.

The “Clean Air Heater” is the next step in completing the double-flange product range. This air heater is suitable for industries with stringent requirements for “clean” environments such as: food and beverage, medical, pharmaceutical, cosmetics and electronics manufacturing. The LE 10 000 DF-C was developed using the newest standards for clean production defined by the European Hygienic Engineering & Design Group (EHEDG). The Clean Air Heater’s design minimizes particle emission and is exclusively manufactured using nontoxic materials.

Air heater

LE 10 000 DF-C



Technical dataHochtemperatur			
LE 10 000 DF-C			
Easy to integrate into existing air systems			
Suitable for recycling air			
Simple and safe fixture options			
No integrated power electronics			
Max. air outlet temperature	°F	1202	
Min. air flow	scfm	5.5 kW	14.1
		8.0 kW	21.2
		10 kW	26.5
		11 kW	28.6
		17 kW	45.9
Max. air inlet temperature	°F	302	
Max. ambient temperature	°F	212	
Weight including cable	lbs	9	
Conformity mark			CE
Protection class I			⚡
Minimum quantity of air at air inlet temperature of 68°F			
scfm = standard cubic feet per minute according to STP			

Voltage	V ~	3 × 400	3 × 400	3 × 400	3 × 230	3 × 230
Power consumption kW		5.5	11	17	8	10
LE 10 000 DF-C	Article no.	147.323	147.324	147.325	148.167	149.650

Additional versions available on request

LE 5000 DF / LE 10 000 DF product portfolio

Product	Type	Power range	Max. inlet temperature	Max. outlet temperature
Standard	LE 5000 DF	4.5 – 7.5 kW	302° F	1292° F
	LE 10 000 DF	5.5 – 17 kW	302° F	1202° F 1652° F
Recirculation	LE 5000 DF-R	4.5 – 8 kW	662° F	1292° F
	LE 10 000 DF-R	5.5 – 17 kW	662° F	1202° F 1652° F
Clean	LE 10 000 DF-C	5.5 – 17 kW	302° F	1202° F*

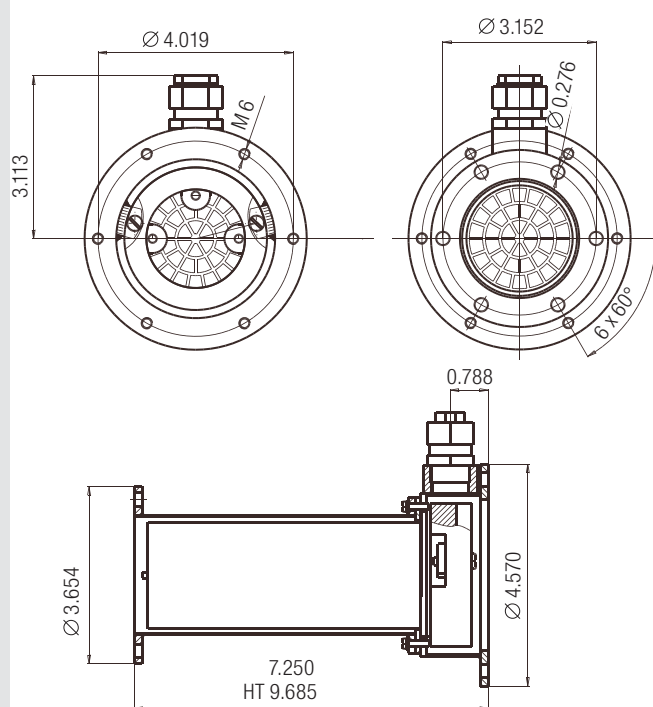
* Max. temperature for applications in food production according to material certification 400°C / 752 °F (ask Leister Customer Support team for details)

Air heater

LE 5000 DF-R / DF / DF HT



Installation dimensions in inches



Technical dataHochtemperatur LE 5 000 double-flange		LE 5000 DF-R	LE 5000 DF	LE 5000 DF HT
Easy to integrate into existing air systems		•	•	•
Suitable for recycling air		•	•	•
Simple and safe fixture options		•	•	•
No integrated power electronics		•	•	•
Max. air outlet temperature	°F	1292	1292	1652
Min. air flow	scfm 4.5 kW	10.9	10.9	
	6.5 kW	15.9	15.9	
	7.5 kW	18.0	18.0	14.13
	8.0 kW	19.4	19.4	
	11.0 kW			21.19
Max. air inlet temperature	°F	662	302	302
Max. ambient temperature	°F	392	212	212
Weight including cable	lbs	4	6	7
Conformity mark		CE	CE	CE
Protection class I		⊕	⊕	⊕

Minimum quantity of air at air inlet temperature of 68°F
scfm = standard cubic feet per minute according to STP

Optional power controller

DSE three-phase controller (p. 51)

Optional temperature regulation

DSE three-phase controller and KSR DIGITAL temperature regulator or with CSS (CSS EASY) and Solid state relay (p 50 - 51)

Voltage	V ~	3 × 230	3 × 400	3 × 400	3 × 400	3 × 400
Power consumption	kW	8	4.5	6.5	7.5	11
LE 5000 DF-R	Article no.	146.793	146.480	146.794	146.795	
LE 5000 DF	Article no.	116.067	117.551		114.240	
LE 5000 DF*	Article no.		128.879	127.872		
LE 5000 DF HT	Article no.				147.334	147.820

*sealed

Additional versions available on request

Energy efficient hot-air recycling
with LE 5000 DF-R air heater
on a shrink tunnel.



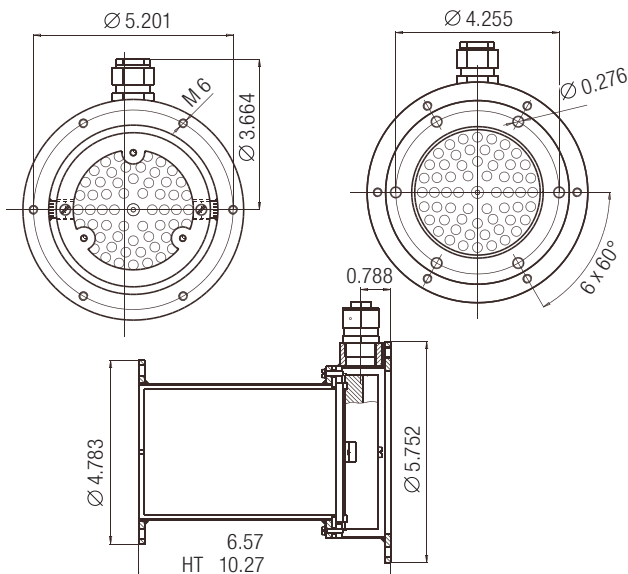
Air heater

LE 10 000 DF-R / LE 10 000 DF



LE 10 000 DF-R

Installation dimensions in inches



Technical data

LE 10 000 double-flange

		LE 10 000 DF-R	LE 10 000 DF-R HT	LE 10 000 DF	LE 10 000 DF-HT
Easy to integrate into existing air systems		•	•	•	•
Suitable for recycling air		•	•	•	•
Simple and safe fixture options		•	•	•	•
No integrated power electronics		•	•	•	•
Max. air outlet temperature	°F	1202	1652	1202	1652
Min. air flow	scfm	5.5 kW 14.1 11 kW 28.6 17 kW 45.9 15 kW HT	28.3	14.1 28.6 45.9	28.3
Max. air inlet temperature	°F	662	662	302	302
Max. ambient temperature	°F	392	392	212	212
Weight including cable	lbs	6	7	8	9
Conformity mark		CE	CE	CE	CE
Protection class I		⊕	⊕	⊕	⊕

Minimum quantity of air at air inlet temperature of 68°F
scfm = standard cubic feet per minute according to STP

Optional power controller

DSE three-phase controller (p. 51)

Optional temperature regulation

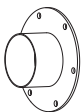
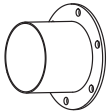
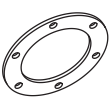
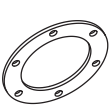
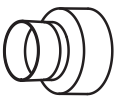
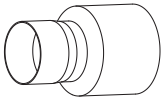
DSE three-phase controller and KSR DIGITAL temperature regulator or with CSS (CSS EASY) and Solid state relay (p 50 - 51)

Voltage	V ~	3 × 400	3 × 400	3 × 400	3 × 400	3 × 480
Power consumption	kW	5.5	11	17	15	15
LE 10 000 DF-R	Article no.	146.796	146.479	146.797		
LE 10 000 DF-R HT	Article no.				146.850	
LE 10 000 DF	Article no.	115.571	114.555	116.135		
LE 10 000 DF HT	Article no.				116.056	117.313
LE 10 000 DF*	Article no.			130.865		

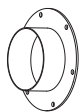
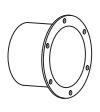
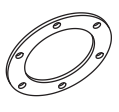
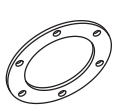
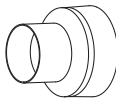
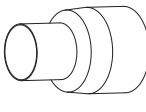
*sealed

Additional versions available on request

Accessories LE 5000 DF

	152.371 Inlet flange Ø 2.4 inch (60 mm)
	152.372 Outlet flange Ø 2.44 (62 mm)
	152.905 Outlet flange Ø 3.6 / 2.4 x 0.12 inch (92.5 / 60.7 x 3 mm)
	152.441 Sealing inlet 152.443 Sealing outlet
	152.520 Adapter Ø 2.4 inch (60 mm) (inside) to Ø 3.5 inch (90 mm) (outside)
	152.522 Adapter Ø 2.44 inch (62 mm) (inside) to Ø 3.6 inch (92 mm) (outside)

Accessories LE 10000 DF

	152.373 Inlet flange Ø 3.5 inch (90 mm)
	152.374 Outlet flange Ø 3.6 inch (92 mm)
	152.906 Outlet flange Ø 4.8 / 3.5 x 0.12 inch (121.5 / 89.5 x 3 mm)
	152.442 Sealing inlet 152.444 Sealing outlet
	152.521 Adapter Ø 3.5 inch (90 mm) (inside) to Ø 3.6 inch (90 mm) (outside)
	152.523 Adapter Ø 3.6 inch (92 mm) (inside) to Ø 2.44 inch (62 mm) (outside)

The inlet sides special design and materials allow for high air inlet temperatures.

High degree of manufacturing quality



photos: Type LE 5000 DF-R

The electrical supply's functioning and safety are guaranteed even under extreme conditions.

High quality temperature resistant cable



The new double-flange air heaters are manufactured using Leister's well-known high quality standards.

Robust structural design



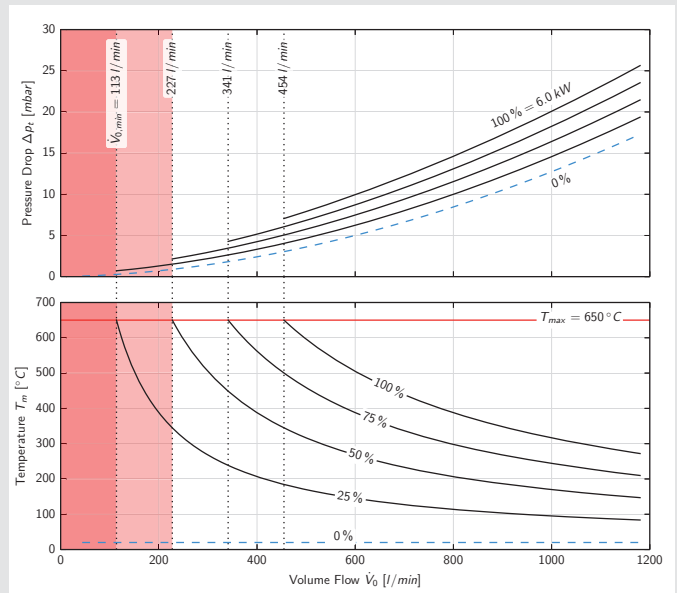
Designing hot-air systems correctly.

Knowledge of the physical properties of all the components used is essential for the correct design of hot air equipment and systems. Two values are of particular importance to the user: Pressure loss depending on air flow and Temperature depending on air flow. Both values are additionally dependent on the heating output of the air heater.

With the construction of a unique measurement system, LEISTER has laid the foundations for the correct physical specification of these interrelationships. For this, systematic measurements across the entire area of utilization of the air heaters and a calculation of the models with the aid of dimensionless key indicators is necessary. As a result, the interconnections of pressure loss, volumetric flow and temperature can be displayed in relation to standard conditions.



Leister measurement apparatus.



Example of pressure loss and temperature curves for an LHS 61S SYSTEM (3 x 400 V / 6 kW) air heater.



Monitoring system

Temperature regulators: The masters of precision.

Leister temperature regulators allow the air temperature of air heaters and hot-air blowers to be precisely regulated. These regulators are perfectly matched to our Leister devices and facilitate easy and fast installation. They include a digital display for target/actual temperature and two freely programmable alarm outputs.

Temperature controller
CSS EASY



Temperature controller
CSS



Temperature controller
KSR digital



Technical Data	CSS EASY	CSS	KSR DIGITAL
Suitable for Leister air heaters	LHS SYSTEM	LHS SYSTEM, LE MINI SENSOR, Universally deployable temperature regulator	LE 5000/10000 HT, LE 5000/10000 DF, LE 5000/10000 DF-R, 10 000 DF-C*
Regulation type	PID	PID	PID
Ready to use with preconfigured parameter set	•	• (for LHS SYSTEM, MISTRAL SYSTEM, HOTWIND SYSTEM, VULCAN SYSTEM)	
Accuracy	> 0.2 % of scale value at 77 °F	> 0.2 % of scale value at 77 °F	> 0.2 % of scale value at 77 °F
Switchover °C / °F	Configurable via keypad	Configurable via keypad	Configurable via keypad
Temperature sensor / input	Type K / socket	Type K, PT100, screw connectors	Type K / socket
Alarm output	2 independently configurable alarms Output at 2 floating relay contacts 4-fold connector block	2 independently configurable alarms Output at 2 floating relay contacts Screw connector	2 independently configurable alarms Output at 2 floating relay contacts 0.08 inch receptacle
Connection to air heater	RJ-45 socket for Leister Control Cable (see accessories)	Screw connectors	Via DSE
Voltage	100 – 240 VAC, max. 8 VA	100 – 240 VAC, max. 8 VA	100 – 240 VAC, max. 8 VA
Mains connection lead	9.8 ft, with Euro plug	Without lead, screw connectors	9.8 ft, with Euro plug
Mechanics	Regulator built into housing, ready to operate, can also be integrated into the front panel, with cut-out 2.64 x 2.64 in	Regulator for front panel integration, with cut-out 1.77 x 1.77 in	Regulator built into housing, ready to operate, can also be integrated into the front panel, with cut-out 2.64 x 2.64 in
Dimensions (L x W x H)	6.9 x 2.8 x 2.8 in	4.3 x 1.9 x 1.9 in	6.9 x 2.8 x 2.8 in
Weight (lbs)	0.99	0.44	1.1
Conformity mark	CE	CE	CE
Protection class II	□	□	□
Article no.	125.944	123.039	111.164

* only with DSE


Controllers and interfaces: The clever combination.

Our non-electronic air heaters can be externally and steplessly controlled using the DSE three-phase controller. The air temperature also can be precisely controlled using the KSR DIGITAL temperature controller.

Controller

Three-phase control unit DSE



Technical data			
Three-phase control unit DSE			
External power electronics module for non-electronic air heaters of series LE 5000 HT and LE 10 000 HT, LE 5000 DF and LE 10 000 DF			
		Potentiometer-operation	for KSR DIGITAL
Heating power steplessly adjustable with potentiometer		•	
Remote control interface for KSR DIGITAL Temperature controller or external PLC control 0 – 12 V			•
Dimensions (L×W ×H)	inches	9.05 x 6.49 x 3.38	
Fixture hole pitch	inches	5.9 x 5.9	
Conformity mark		CE	
Protection class I			

DSE for		KSR	Potentiometer	KSR	KSR
Voltage	V ~	3 x 230	3 x 400	3 x 400	3 x 480
Max. current	A	3 x 20	3 x 20	3 x 20	3 x 20
Article no.		110.574	110.571	110.572	114.024


Accessories CSS EASY / CSS / KSR DIGITAL / DSE

	144.030	System Interface cable
	144.028	3.3 ft
	144.026	9.8 ft
	111.331	Controller / Extension cable
		16.4 ft
		> KSR DIGITAL > DSE
	106.956	Thermocouple with plug,
		3.28 ft cable
	106.958	Thermocouple extension
	106.960	cable with plug and connection
	106.962	6.56 ft
	133.939	Multi patch module MPM 01

Accessories Solid state relay

	159.220	Solid state relay 3 x 600 V / 40 A
		Input: PWM





Blowers / Frequency Converters

RBR	54
SILENCE	55
ASO	56
ROBUST	57
AIRPACK	58
MONO	59
Accessories	60 / 61
Frequency Converters	62
Conversion table	63




Radial Blower Recirculation RBR: The recycling specialist.

Because of its design, the RBR medium pressure blower can withstand air temperatures of up to 662°F (on the inlet side), making it especially suitable for hot air recycling. By combining the DF-R double-flange air heaters and other accessories, hot-air systems can be constructed to recover and recycle the hot air from the manufacturing process, which can potentially save significant amounts of energy and costs.

Medium pressure blower

RBR



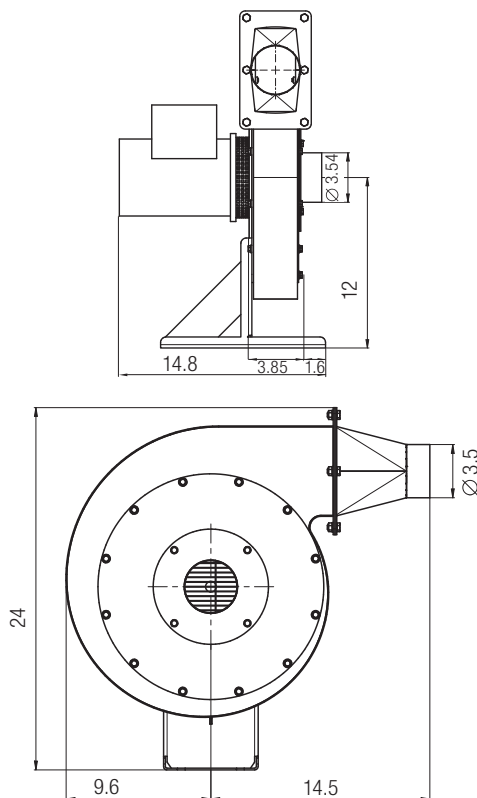
Technical data RBR

Design: radial blower

Frequency	Hz	50	60
Air flow (68 °F)	cfm	636	706
Static pressure	psi	0.32	0.36
Max. ambient temperature	°F	140	140
Max. air inlet temperature	°F	662	662
Noise emission level	dB(A)	61	61
Environmental protection (IEC 60529)		IP 54	IP 54
Outside diameter air inlet	inches	Ø 3.5	Ø 3.5
Outside diameter air outlet	inches	Ø 3.5	Ø 3.5
Weight	lbs	42	42
Conformity mark		CE	CE
Protection class I		⚡	⚡

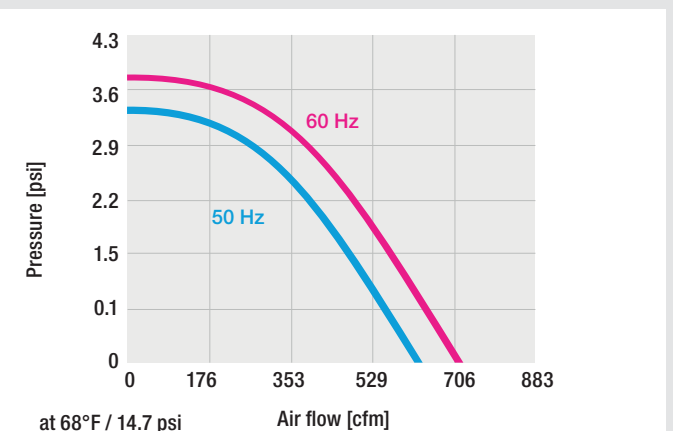
Can be controlled with frequency converter (page 62), 20 – 60 Hz

Installation dimensions in inch



Voltage	V ~ 50 Hz	3 x 230 / 400
	V ~ 60 Hz	3 x 277 / 480
Power consumption	W	550 / 660
Without cable	Article no.	156.049

Additional versions available on request



Accessories



SILENCE: The quieter option.

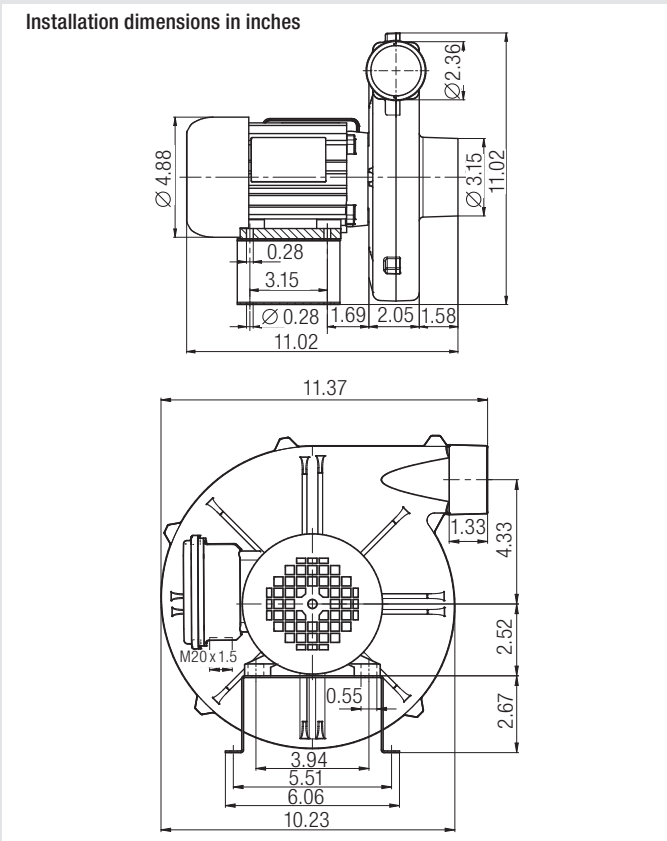
No blower, no air! In industrial processes one blower can often supply several air heaters in parallel. Our durable and maintenance-free blowers are a result of uncompromising quality standards and decades of experience. SILENCE, Leister's mid-range blower, is very quiet during operation at 61 dB(A). Developed to withstand operating conditions with air intake temperatures of 212 to 392 °F, the SILENCE blower delivers optimum and effortless performance in ambient temperatures up to 167 °F.

Medium pressure blower

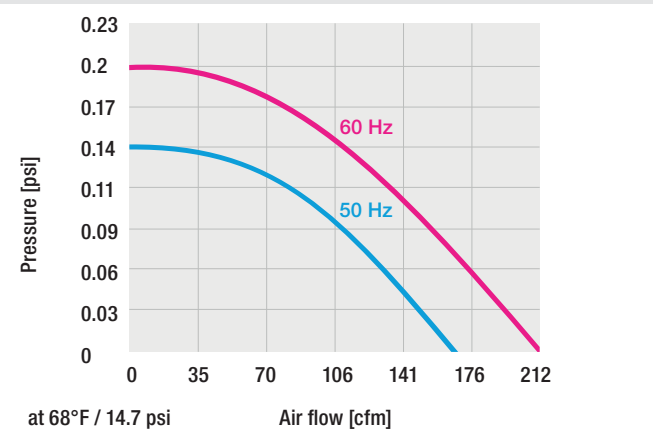
SILENCE



Technical data SILENCE			
Design: Radial Blower			
Frequency	Hz	50	60
Air flow (68 °F)	cfm	166	212
Static pressure	psi	0.15	0.20
Max. ambient temperature	°F	167	167
Max. air inlet temperature	°F	392	392
Noise emission level	dB(A)	61	61
Environmental protection (IEC 60529)		IP 54	IP 54
Outside diameter air inlet	inches	Ø 3.15	Ø 3.15
Outside diameter air outlet	inches	Ø 2.36	Ø 2.36
Weight	lbs	20	20
Conformity mark		CE (ErP n/a)	CE (ErP n/a)
Protection class I		⚡	⚡
Can be controlled with frequency converter (page 62), 20 – 80 Hz			



Voltage	V ~ 50 Hz	1 x 230	3 x 230 / 400
	V ~ 60 Hz		3 x 440 – 480
Power consumption	W	250	250
Without cable	Article no.		103.507
9.84 ft cable / Euro plug	Article no.	103.510	
Additional versions available on request			



ASO: The air flow giant.

At 60 Hz, the ASO blower delivers 560 cfm. When used with the appropriate accessories, the ASO medium pressure blower can supply several Leister air heaters in parallel.

Medium pressure blower

ASO

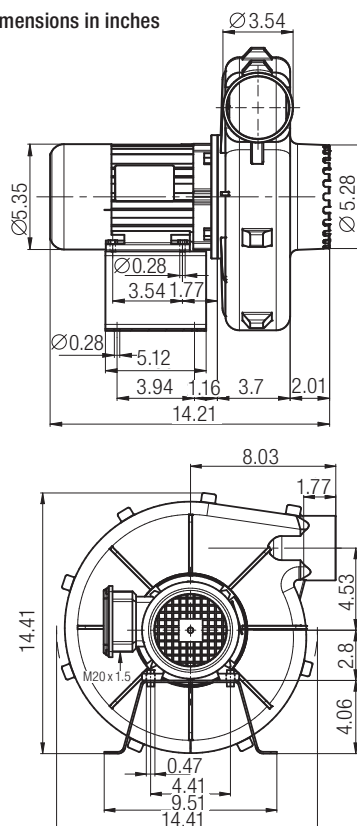


Technical data ASO Design: radial blower

Frequency	Hz	50	60
Air flow (68 °F)	cfm	476	560
Static pressure	psi	0.23	0.35
Max. ambient temperature	°F	140	140
Max. air inlet temperature	°F	392	392
Noise emission level	dB(A)	70	70
Environmental protection (IEC 60529)		IP 54	IP 54
Outside diameter air inlet	inches	Ø 5.28	Ø 5.28
Outside diameter air outlet	inches	Ø 3.54	Ø 3.54
Weight	lbs	33	33
Conformity mark		CE	CE
Protection class I		⚡	⚡

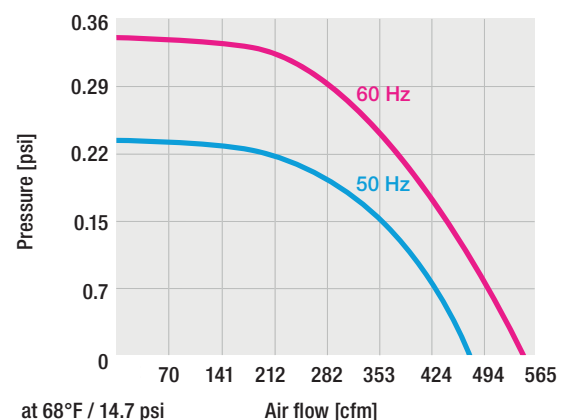
Can be controlled with frequency converter (page 62), 20 – 60 Hz

Installation dimensions in inches



Voltage	V ~ 50 Hz V ~ 60 Hz	1 x 230	3 x 230 / 400 3 x 440 – 480
Power consumption	W	550	550
Without cable	Article no.		103.527
9.84 ft / Euro plug	Article no.	103.530	

Additional versions available on request.



Accessories



ROBUST: The name speaks for itself.

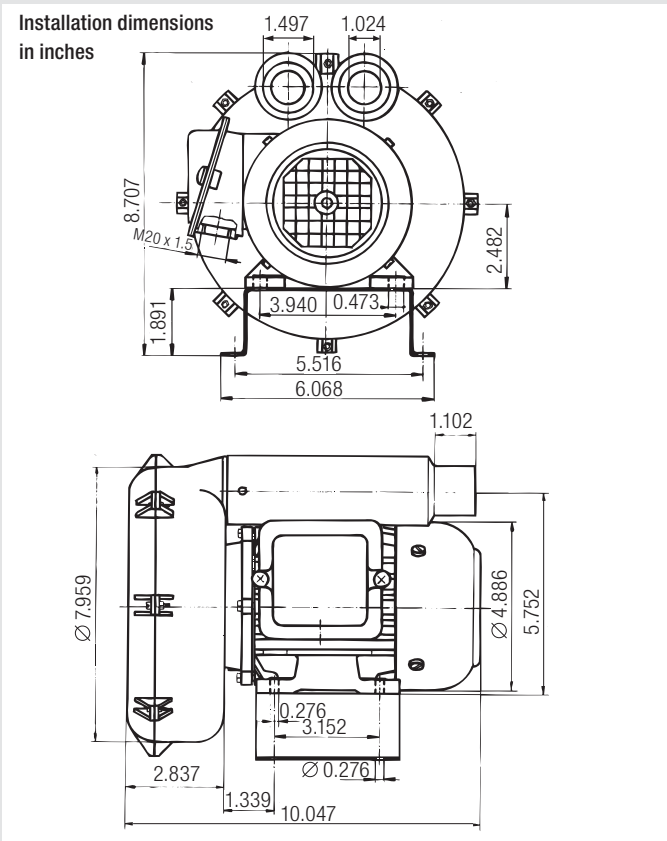
The ROBUST blower combines a compact design with enormous power. Thanks to efficient sound insulation, the ROBUST high pressure blower is very quiet. It can be installed in all orientations and is virtually indestructible, even under extreme conditions and continuous operation.

High pressure blower

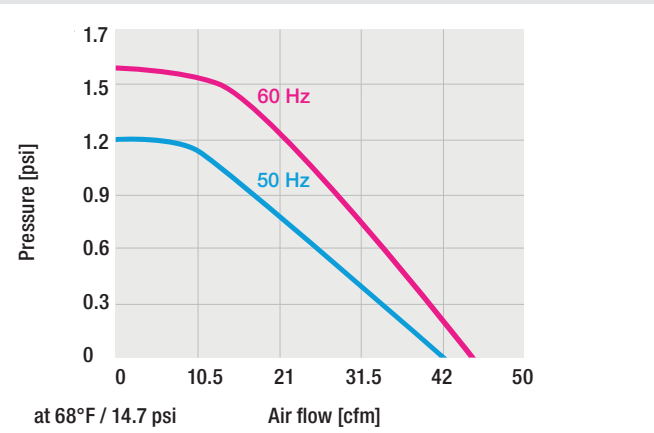
ROBUST



Technical data ROBUST			
Design: Side Channal Blower			
Frequency	Hz	50	60
Air flow (68 °F)	cfm	42	46
Static pressure	psi	1.16	1.52
Max. ambient temperature	°F	140	140
Max. air inlet temperature	°F	140	140
Noise emission level	dB(A)	62	62
Environmental protection (IEC 60529)		IP 54	IP 54
Outside diameter air inlet	inches	Ø 1.5	Ø 1.5
Outside diameter air outlet	inches	Ø 1.5	Ø 1.5
Weight	lbs	18	18
Conformity mark		CE	CE
Protection class I		⏚	⏚
Can be controlled with frequency converter (page 62), 20 – 60 Hz			



Voltage	V ~ 50 Hz	1× 120	1× 230	3 × 230 / 400
	V ~ 60 Hz			3 × 440 – 480
Power consumption	W	250	250	250
Without cable	Article no.	103.434		103.429
9.84 ft cable / Euro plug	Article no.		103.432	
Additional versions available on request				



AIRPACK: The full pressure provider.

If high pressure is required, the AIRPACK is the answer! It is used wherever large air volumes at high pressure are required. Its impressive power means it can supply several Leister air heaters in parallel. The AIRPACK delivers sufficient pressure to efficiently supply Leister blow-off nozzles.

High pressure blower

AIRPACK



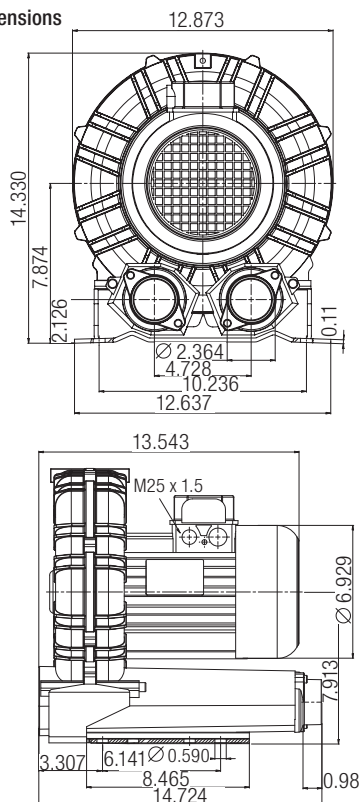
Technical data AIRPACK

Design: Side Channel Blower

Frequency	Hz	50	60
Air flow (68 °F)	cfm	138	159
Static pressure	psi	4.35	4.35
Max. ambient temperature	°F	104	104
Max. air inlet temperature	°F	104	104
Noise emission level	dB (A)	73	73
Environmental protection (IEC 60529)		IP 54	IP 54
Outside diameter air inlet	inches	Ø 2.36	Ø 2.36
Outside diameter air outlet	inches	Ø 2.36	Ø 2.36
Weight	lbs	57	57
Conformity mark		CE	CE
Protection class I		⚡	⚡

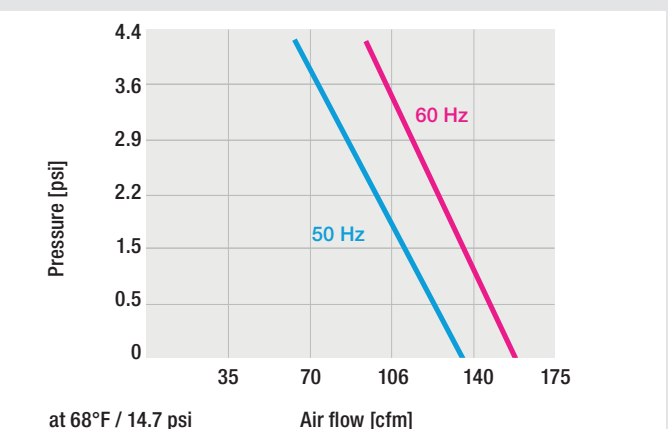
Can be controlled with FC (page 62), 20 – 60 Hz

Installation dimensions in inches



Voltage	V ~ 50 Hz	3 x 230 / 400
	V ~ 60 Hz	3 x 440 – 480
Power consumption	W	2200
Without cable	Article no.	119.358

Additional versions available on request



Accessories



MONO: Compact with high performance.

Despite its compact design, the MONO⁶ SYSTEM high pressure blower continues to impress due to its high air volume of up to 21.2 cfm. One of its new features, is the ability to adjust the air volume, either on the device itself, via the “e-drive” operating unit, or through the external interface. As a result, the blower can be adapted perfectly to suit every application. With its maintenance-free, brushless motor, the blower is ideal for continuous operation.

High pressure blower MONO⁶ SYSTEM

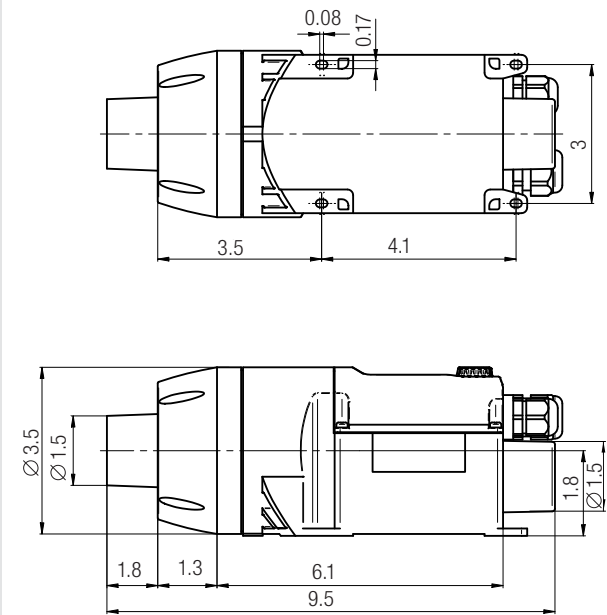


Technical data

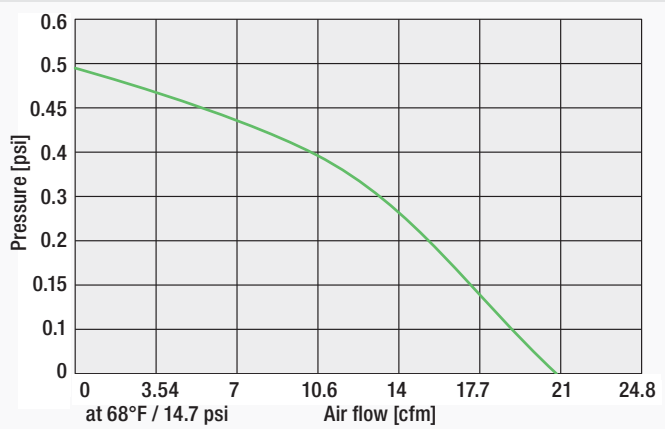
Frequency	Hz	50 / 60
Air flow (68 °C)	cfm	8.8 – 21.2
Static pressure	psi	0.52
Max. ambient temperature	°F	140
Outside diameter air outlet	inches	Ø 1.5
Weight with 9.84 ft cable	lbs	2
Conformity mark	CE (ErP n/a)	
Protection class II	□	

Voltage	V ~	230	120
Power consumption	W	120	120
Article no.		146.702	149.638

Installation dimensions in inches

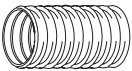





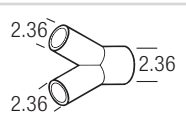
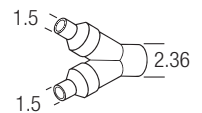
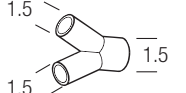
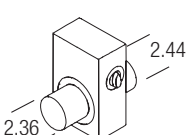
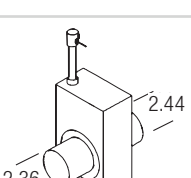


- Adjustable air volume
- Compact and efficient
- “e-drive” operating unit
- Brushless motor
- Tool protection
- System interface
- Mounting tabs



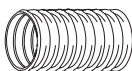



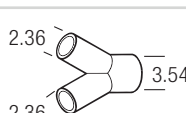
Accessories  60 

Accessories SILENCE (Ø 2.36 in)




	107.288 PVC air hose Ø 2.36 in
	107.287 Hose clip for Ø 2.36 in air hose
	107.240 Closing cap Ø 2.36 in attachable to hose connection adaptor 107.238 and 107.278
	107.294 Stainless steel filter, push-fit on air intake
	110.887 Motor capacitor 230 V
	107.291 Hose connection adaptor with 1 air outlet for Ø 1.5 in hose, push-fit on air outlet
	107.278 Hose connection adaptor, push-fit on air outlet
	107.292 Hose connection adaptor with 2 air outlets for Ø 1.5 in hose, push-fit on air outlet
	107.293 Hose connection adaptor, push-fit on adaptor 107.292
	107.295 Manually-operated air flow adjuster Size 8.43 x 3.46 x 5.24 in
	107.296 Air flow off/on switch The air flow is interrupted on command (pneumatic 72.5 psi) to the heaters. Size 8.43 x 3.46 x 5.24 in

Special nozzles available upon request. Leister does not provide any warranty for its products if using non-Leister blowers or accessories.









Accessories ASO (Ø 3.54 in)

	107.237 PVC air hose Ø 3.54 in
	107.236 Hose clip for Ø 3.54 in air hose
	107.239 Stainless steel filter, push-fit on air intake
	111.771 Motor capacitor 230 V
	107.238 Hose connection adaptor, push-fit

Accessories MONO (Ø 1.5 in)

	153.245 Stainless steel filter kit (Ø 1.49 in), push-fit on air intake
	107.286 PVC air hose Ø 1.5 in
	107.287 Hose clip

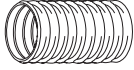
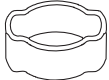

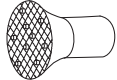

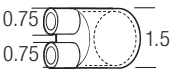




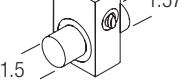
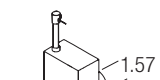
Accessories RBR (Ø 3.54 mm)

	152.439 Air hose HT DN60 insulated 79 inch
	152.440 Air hose HT DN60 insulated 197 inch
	155.419 Air hose HT DN90 insulated 79 inch
	155.420 Air hose HT DN90 insulated 197 inch
	152.518 Hose clip inside for Hose HT DN60 bridge type 2.2 - 3 inch
	152.519 Hose clip outside for Hose HT DN60 bridge type 3.3 - 4.1 inch
	155.421 Hose clip inside for Hose HT DN90 bridge type 3.7 - 4.5 inch
	155.422 Hose clip outside for Hose HT DN90 bridge type 4.9 - 5.7 inch









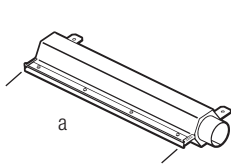
The combination of blow-off nozzles and blowers allows fast and efficient drying of beverage bottles.



Accessories ROBUST (Ø 1.5 in)

	113.859 PVC air hose Ø 0.55 in 107.350 PVC air hose Ø 0.75 in 107.286 PVC air hose Ø 1.50 in
	107.290 Hose clip for Ø 0.75 in air hose
	107.242 Closing cap Ø 0.75 in, attachable to hose connection adaptor 107.298
	107.354 Stainless steel filter, push-fit on air intake
	108.623 Motor capacitor 230 V~ 104.017 Motor capacitor 120 V~
	107.298 Hose connection adaptor, push-fit on ROBUST blower and adapter 107.293 for hose connection
	107.281 Hose connection adaptor (Ø 1.5 in), 3 outputs, each 0.55 in
	107.287 Hose clip for air hose Ø 1.5 in and Ø 2.36 in
	107.241 Closing cap Ø 1.5 in, attachable to hose connection adaptor 107.292 and 107.293
	107.293 Hose connection adaptor, push-fit
	108.755 Hand operated air flow adjuster and on/off switch. Size 8.43 x 3.46 x 5.24 in
	107.299 Air flow off/on switch The air flow is interrupted on command (pneumatic 72.5 psi) to the heaters. Size 8.43 x 3.46 x 5.24 in

Accessories AIRPACK (Ø 2.36 in)

	107.287 Hose clip for air hose Ø 1.5 in and Ø 2.36 in
	107.241 Closing cap Ø 1.5 in push-fit on hose connection adaptors 107.292 and 107.293
	107.288 PVC air hose Ø 2.36 in
	107.240 Closing cap Ø 2.36 in, push-fit on hose connection adaptors 107.278
	107.291 Hose connection adaptor with 1 air outlet for Ø 2.36 in hose. Push-fit on air outlet
	107.292 Hose connection adaptor with 2 air outlets for Ø 1.5 in hose. Push-fit on air outlet
	107.278 Hose connection adaptor, Push-fit on air outlet
	110.895 Stainless steel filter, push-fit on air intake
	Blow-off nozzle, push-fit Outlet opening adjustable 0.039 - 0.217 in a = 11.81 in a = 19.69 in Connector Ø 2.36 in 125.907 125.908

Special nozzles available upon request
Leister does not provide any warranty for its products if using non-Leister blowers or accessories.

Frequency converters: More power for your blower.

Because air volume and heating performance can be set independently, precisely and reproducibly from each other, the M 100-012 and M 100-034 frequency converters can improve your hot-air processes. The M 100-012 and M 100-034 give the blowers the flexibility to adjust the air volume up or down.

Frequency converter

M 100-012



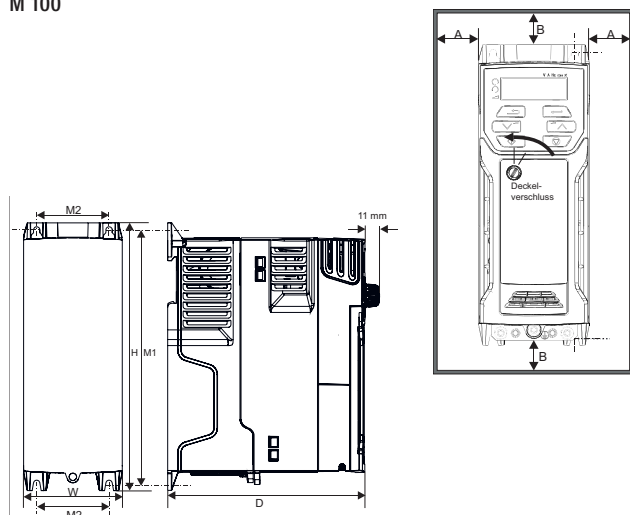
Frequency converter

M 100-034



Installation dimensions in inches

M 100



Converter size	H	W	D	M1	M2	Ø	A	B
	inch	inch	inch	inch	inch	inch	inch	inch
M 100-012	6.3	2.9	5.1	5.6	2.1	0.2	0	3.9
M 100-034	8.9	3.5	6.3	8.5	2.8	0.2		

Technical data

		M 100-012	M 100-034
Input voltage	V	1 x 200 - 240	3 x 380 - 480
Max. blower rated power	W	750	2200
Frequency	Hz	50 / 60	50 / 60
Typical input current at full load	A	10.4	9.6
Output rated power (100%)	A	4.2	5.6
Weight	lbs	1.54	3.1
Conformity mark		CE	CE
Approval mark		UL	UL
Protection class I		⚡	⚡
Article no.		153.358	153.474

Conversion table

	metric		US -units		Comments
Temperature	100	°C	212	°F	$^{\circ}\text{F} = ^{\circ}\text{C} \cdot 1.8 + 32$
	20	°C	68	°F	
	0	°C	32	°F	
Length	25.4	mm	1	in	
	0.305	m	1	ft	
Weight	1	kg	2.2	lbs	
	0.454	kg	1.0	lbs	
Air flow	28.3	l/min	1	cfm	
	100	l/min	3.53	cfm	
Static pressure	6.89	kPa	1	psi	1 kPa = 10 mbar
	1	kPa	0.145	psi	
Speed	0.305	m/min	1	ft/min	
	1	m/min	3.28	ft/min	
Output	1	kg/h	2.2	lbs/h	
	0.454	kg/h	1	lbs/h	
Energy	1	kJ	0.948	BTU	(british thermal unit)

Useful formulas: Help yourself.

Most industrial processes require energy. Bringing energy into processes requires power and time. The following are some simple, basic calculations that can give first estimations on required heating power. Additional application tests are always recommended and supported by Leister.

The following formulas are meant as rules-of-thumb. They can be employed as first estimations to plan equipment. The calculated values serve as approximate values. Losses are not considered.

Electric power, current and voltage

$$V = R * I$$

V = Voltage [V]
R = Resistance [Ohm]

$$P = V * I$$

I = Current [A]
P = Power [W]

Example single-phase:

V = 230V
P = 1 kW (e.g. LHS 21S CLASSIC, 139.869)

$$I = \frac{1000}{230} = 4.35 [A] \quad \Rightarrow \text{single-phase}$$

$$I = \frac{P}{V}$$

⇒ single-phase

$$I = \frac{P}{V * \sqrt{3}}$$

⇒ three-phase

Example three-phase:

V = 3 * 400V
P = 6 kW (e.g. LHS 61S SYSTEM, 3 x 400 V / 6 kW, 142.496)

$$I = \frac{6000}{400 * \sqrt{3}} = 8.66 [A] \quad \Rightarrow \text{three-phase}$$

Electrical output with voltage differences

$$P_{\text{act}} = \frac{V_{\text{act}}^2}{V_{\text{nom}}^2} * P_{\text{nom}}$$

P_{act} = effective Power [W]
P_{nom} = nominal Power [W]
V_{act} = effective Voltage [V]
V_{nom} = nominal Voltage [V]

Example:

V_{act} = 200V
V_{nom} = 230V
P_{nom} = 1 kW (e.g. LHS 21S CLASSIC, 139.869)

$$P_{200V} = \frac{200^2}{230^2} * 1000 = 756 [W]$$

Do not reduce voltage to control power with air heaters from the LHS PREMIUM or the LHS SYSTEM line!

Heating power calculated from air flow and temperature difference

$$P = C_{air} * \frac{1}{60} * \dot{V} * \frac{1}{2.2} \rho_{air} * \frac{1}{1.8} * \Delta T$$

P = Power [kW]
 C_{air} = Heat capacity of air [kJ/kgK]
 \dot{V} = Air flow [cfm]
 ρ_{air} = Density of air [lbs/ft³]
 ΔT = Temperature difference [°F]
 $\frac{1}{60}$ = Conversion factors due to chosen units

Specific heat capacity of air C_{air} : 1.005 kJ/kgK
 Density of air ρ_{air} : 0.075 lbs/ft³
 (at 68°F and 14.7 psi)

Example:

Air flow \dot{V} = 40 cfm
 Temp. of environment T_{start} = 75 °F
 Target temperature T_{end} = 900 °F

$$P = 1.005 * \frac{1}{60} * 40 * \frac{1}{2.2} * 0.075 * \frac{1}{1.8} * (900 - 75) = 10.5 [kW]$$

10.5 kW is the power required to heat the air to the target temperature.

For estimating the needed heating power, please consider:
Your process may also need energy for other wanted or unwanted effects (losses etc.).

Heat loss via Isolation

$$\frac{Q}{t} = \lambda * 3.66 * \frac{A}{d} * \frac{1}{1.8} \Delta T = P$$

P = Power [W]
 Q = Heat energy [J]
 t = Time [s]
 λ = Heat transfer coefficient [W/m*K]
 A = Surface [ft²]
 d = Thickness of wall [in]
 ΔT = Temperature difference [°F]

Example:

Box made from Styrofoam
 Dimensions (H*W*T) = 1.5 ft x 3 ft x 3 ft
 Wall thickness of box = 2 in
 $T_{inside\ box}$ = 180 °F
 $T_{outside\ box}$ = 0 °F
 Heat conductivity for Styrofoam = 0.05 W/mK
 The surface of the box is
 $A = 2 * (3 * 3) + 4 * (1.5 * 3) = 36 \text{ ft}^2$

$$P = 0.05 * 3.66 * \frac{36}{2} * \frac{1}{1.8} * 180 = 329 [W]$$

329 W are required to hold the temperature inside the box on 180 °F with an environment temperature of 0 °F.

Legal Information

Contents

We take the greatest care in presenting correct, complete and up-to-date information. However, we can assume no responsibility whatsoever for the information offered in this catalog. We reserve the right to modify or update all information at any time without prior notice.

Copyrights and trademarks

All text, images, graphics as well as their arrangement are subject to copyright protection and other laws on the protection of intellectual property. The reproduction, alteration, transmission or publication of this catalog in part or in its entirety, except for personal, non-commercial use, is prohibited in all possible forms.

All the marks featured in this catalog (protected all brand marks, logos and business names) are the property of Leister Technologies AG or third parties and may not be used, permanently downloaded, copied or distributed without prior written consent.

Specifications

Specifications are subject to change at any time without prior notice.

© 2017 Leister Technologies AG. All rights reserved.



Have a look on:

www.youtube.com/user/Leisterswitzerland



Like and share us on:

www.facebook.com/leistertechnologies



Follow us on Twitter:

twitter.com/LeisterCorp



join us on LinkedIn:

www.linkedin.com/company/leister-technologies-ag



« Leister – the synonym for quality,
innovation and technology. »

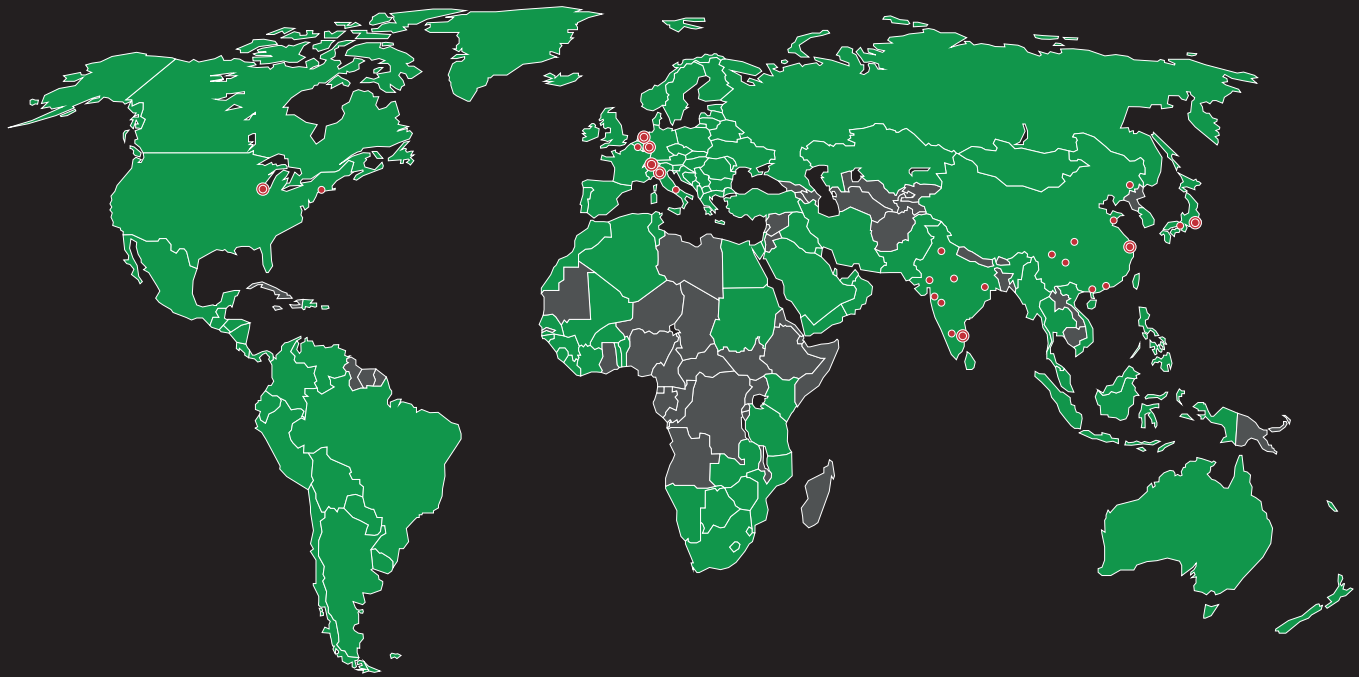
« With strong technical and application competence,
Leister provides standard products and custom
engineered solutions to all major industries. »

« Recognized as the worldwide leader in
developing and producing quality products. »

« The Leister Group, its employees and distribution
network are committed to being strong and reliable
partners, giving you the opportunity to move your
business forward. »

« Serving all corners of the globe since 1949
With representation in over 90 countries, we are
local worldwide and close to our customers. »

We know how.



Leister Technologies AG
Galileo-Strasse 10
CH-6056 Kaegiswil / Switzerland
phone: +41 41 662 74 74
fax: +41 41 662 74 16
leister@leister.com

Our close worldwide network of more than 130 Sales and Service Centres in more than 100 countries.

Europe:

Andorra
Austria
Belgium
Cyprus
Denmark
Finland
France
Germany
Greece
Iceland
Ireland
Italy
Luxembourg
Malta
Monaco
Netherlands
Norway
Portugal
Liechtenstein
San Marino
Spain

Sweden

Switzerland
Turkey
United Kingdom
Vatican
Albania
Armenia
Azerbaijan
Belarus
Bosnia-Herzegovina
Bulgaria
Croatia
Czech Republic
Estonia
Georgia
Hungary
Kosovo
Latvia
Lithuania
Macedonia
Moldova
Montenegro

Poland
Romania
Russia
Serbia
Slovakia
Slovenia
Ukraine

Americas:

Canada
Mexico
U.S.A.
Belize
Costa Rica
El Salvador
Guatemala
Honduras
Nicaragua
Panama
Argentina
Bolivia
Brazil

Chile
Colombia
Ecuador
Peru
Venezuela

Central Asia:

Kazakhstan
Kyrgyzstan
Tajikistan
Turkmenistan
Uzbekistan

Middle East:

Bahrain
Iran
Iraq
Israel
Jordan
Qatar
Saudi Arabia
U.A.E

Africa:

Algeria
Botswana
Egypt
Ivory Coast
Kenya
Lesotho
Libya
Malawi
Morocco
Mozambique
Namibia
North Sudan
South Africa
Swaziland
Tunisia
Zambia
Zimbabwe

Asia Pacific:

Bangladesh
China
Hong Kong
India
Indonesia
Japan
Korea
Macao
Malaysia
Mongolia
Philippines
Singapore
Taiwan
Thailand
Vietnam

Oceania:

Australia
New Zealand

© 2017 Leister Technologies AG, Switzerland

Your Leister Sales and Service Center:



Western United States
1250 Pacific Oaks Place #104
Escondido, CA 92029
800-694-1472



Eastern United States
1280 Chattahoochee Ave N.W.
Atlanta GA. 30318
800-241-4628



Swiss Made. Leister Technologies AG is ISO 9001 certified.